

Siemens
EcoTech



SIMATIC S7-1500F, CPU 1515F-2 PN, central processing unit with 1.5 MB work memory for program and 4.5 MB for data, 1st interface: PROFINET IRT with 2-port switch, 2nd interface: PROFINET RT, 6 ns bit performance, SIMATIC Memory Card required - - approvals and certificates according to entry 109817466 at to be considered! - -



General information	
Product type designation	CPU 1515F-2 PN
HW functional status	FS01
Firmware version	V3.0
<ul style="list-style-type: none"> FW update possible 	Yes
Product function	
<ul style="list-style-type: none"> I&M data 	Yes; I&M0 to I&M3
<ul style="list-style-type: none"> Isochronous mode 	Yes; Distributed and central; with minimum OB 6x cycle of 375 µs (distributed) and 1 ms (central)
Engineering with	
<ul style="list-style-type: none"> STEP 7 TIA Portal configurable/integrated from version 	V18 (FW V3.0); with older TIA Portal versions configurable as 6ES7515-2FM02-0AB0
Configuration control	
via dataset	Yes
Display	
Screen diagonal [cm]	6.1 cm
Control elements	
Number of keys	8
Mode buttons	2
Supply voltage	
Rated value (DC)	24 V
permissible range, lower limit (DC)	19.2 V
permissible range, upper limit (DC)	28.8 V
Reverse polarity protection	Yes
Mains buffering	
<ul style="list-style-type: none"> Mains/voltage failure stored energy time 	5 ms
<ul style="list-style-type: none"> Repeat rate, min. 	1/s
Input current	
Current consumption (rated value)	0.83 A
Current consumption, max.	1.03 A
Inrush current, max.	1.15 A; Rated value
I^2t	0.6 A ² ·s
Power	
Infeed power to the backplane bus	12 W
Power consumption from the backplane bus (balanced)	6.2 W
Power loss	
Power loss, typ.	3.6 W

Memory	
Number of slots for SIMATIC memory card	1
SIMATIC memory card required	Yes
Work memory	
• integrated (for program)	1.5 Mbyte
• integrated (for data)	4.5 Mbyte
Load memory	
• Plug-in (SIMATIC Memory Card), max.	32 Gbyte
Backup	
• maintenance-free	Yes
CPU processing times	
for bit operations, typ.	6 ns
for word operations, typ.	7 ns
for fixed point arithmetic, typ.	9 ns
for floating point arithmetic, typ.	37 ns
CPU-blocks	
Number of elements (total)	8 000; Blocks (OB, FB, FC, DB) and UDTs
DB	
• Number range	1 ... 60 999; subdivided into: number range that can be used by the user: 1 ... 59 999, and number range of DBs created via SFC 86: 60 000 ... 60 999
• Size, max.	4.5 Mbyte; For DBs with absolute addressing, the max. size is 64 KB
FB	
• Number range	0 ... 65 535
• Size, max.	1 Mbyte
FC	
• Number range	0 ... 65 535
• Size, max.	1 Mbyte
OB	
• Size, max.	1 Mbyte
• Number of free cycle OBs	100
• Number of time alarm OBs	20
• Number of delay alarm OBs	20
• Number of cyclic interrupt OBs	20; With minimum OB 3x cycle of 250 µs
• Number of process alarm OBs	50
• Number of DPV1 alarm OBs	3
• Number of isochronous mode OBs	2
• Number of technology synchronous alarm OBs	2
• Number of startup OBs	100
• Number of asynchronous error OBs	4
• Number of synchronous error OBs	2
• Number of diagnostic alarm OBs	1
Nesting depth	
• per priority class	24; Up to 8 possible for F-blocks
Counters, timers and their retentivity	
S7 counter	
• Number	2 048
Retentivity	
— adjustable	Yes
IEC counter	
• Number	Any (only limited by the main memory)
Retentivity	
— adjustable	Yes
S7 times	
• Number	2 048
Retentivity	
— adjustable	Yes
IEC timer	
• Number	Any (only limited by the main memory)
Retentivity	
— adjustable	Yes
Data areas and their retentivity	

Retentive data area (incl. timers, counters, flags), max.	512 kbyte; In total; available retentive memory for bit memories, timers, counters, DBs, and technology data (axes): 472 KB
Extended retentive data area (incl. timers, counters, flags), max.	4.5 Mbyte; When using PS 6 0W 24/48/60 V DC HF
Flag	
<ul style="list-style-type: none"> • Size, max. • Number of clock memories 	16 kbyte 8; 8 clock memory bit, grouped into one clock memory byte
Data blocks	
<ul style="list-style-type: none"> • Retentivity adjustable • Retentivity preset 	Yes No
Local data	
<ul style="list-style-type: none"> • per priority class, max. 	64 kbyte; max. 16 KB per block
Address area	
Number of IO modules	8 192; max. number of modules / submodules
I/O address area	
<ul style="list-style-type: none"> • Inputs • Outputs 	32 kbyte; All inputs are in the process image 32 kbyte; All outputs are in the process image
per integrated IO subsystem	
— Inputs (volume)	8 kbyte
— Outputs (volume)	8 kbyte
per CM/CP	
— Inputs (volume)	8 kbyte
— Outputs (volume)	8 kbyte
Subprocess images	
<ul style="list-style-type: none"> • Number of subprocess images, max. 	32
Hardware configuration	
Number of distributed IO systems	64; A distributed I/O system is characterized not only by the integration of distributed I/O via PROFINET or PROFIBUS communication modules, but also by the connection of I/O via AS-i master modules or links (e.g. IE/PB-Link)
Number of DP masters	
<ul style="list-style-type: none"> • Via CM 	8; A maximum of 8 CMs/CPs (PROFIBUS, PROFINET, Ethernet) can be inserted in total
Number of IO Controllers	
<ul style="list-style-type: none"> • integrated • Via CM 	2 8; A maximum of 8 CMs/CPs (PROFIBUS, PROFINET, Ethernet) can be inserted in total
Rack	
<ul style="list-style-type: none"> • Modules per rack, max. • Number of lines, max. 	32; CPU + 31 modules 1
PtP CM	
<ul style="list-style-type: none"> • Number of PtP CMs 	the number of connectable PtP CMs is only limited by the number of available slots
Time of day	
Clock	
<ul style="list-style-type: none"> • Type • Backup time • Deviation per day, max. 	Hardware clock 6 wk; At 40 °C ambient temperature, typically 10 s; Typ.: 2 s
Operating hours counter	
<ul style="list-style-type: none"> • Number 	16
Clock synchronization	
<ul style="list-style-type: none"> • supported • in AS, master • in AS, device • on Ethernet via NTP 	Yes Yes Yes Yes
Interfaces	
Number of PROFINET interfaces	2
1. Interface	
Interface types	
<ul style="list-style-type: none"> • RJ 45 (Ethernet) • Number of ports • integrated switch 	Yes; X1 2 Yes
Protocols	
<ul style="list-style-type: none"> • IP protocol 	Yes; IPv4

• PROFINET IO Controller	Yes
• PROFINET IO Device	Yes
• SIMATIC communication	Yes
• Open IE communication	Yes; Optionally also encrypted
• Web server	Yes
• Media redundancy	Yes
PROFINET IO Controller	
Services	
— PG/OP communication	Yes
— Isochronous mode	Yes
— Direct data exchange	Yes; Requirement: IRT and isochronous mode (MRPD optional)
— IRT	Yes
— PROFINergy	Yes; per user program
— Prioritized startup	Yes; Max. 32 PROFINET devices
— Number of connectable IO Devices, max.	256; In total, up to 1 000 distributed I/O devices can be connected via AS-i, PROFIBUS or PROFINET
— Of which IO devices with IRT, max.	64
— Number of connectable IO Devices for RT, max.	256
— of which in line, max.	256
— Number of IO Devices that can be simultaneously activated/deactivated, max.	8; in total across all interfaces
— Number of IO Devices per tool, max.	8
— Updating times	The minimum value of the update time also depends on communication share set for PROFINET IO, on the number of IO devices, and on the quantity of configured user data
Update time for IRT	
— for send cycle of 250 µs	250 µs to 4 ms; Note: In the case of IRT with isochronous mode, the minimum update time of 375 µs of the isochronous OB is decisive
— for send cycle of 500 µs	500 µs to 8 ms
— for send cycle of 1 ms	1 ms to 16 ms
— for send cycle of 2 ms	2 ms to 32 ms
— for send cycle of 4 ms	4 ms to 64 ms
— With IRT and parameterization of "odd" send cycles	Update time = set "odd" send clock (any multiple of 125 µs: 375 µs, 625 µs ... 3 875 µs)
Update time for RT	
— for send cycle of 250 µs	250 µs to 128 ms
— for send cycle of 500 µs	500 µs to 256 ms
— for send cycle of 1 ms	1 ms to 512 ms
— for send cycle of 2 ms	2 ms to 512 ms
— for send cycle of 4 ms	4 ms to 512 ms
PROFINET IO Device	
Services	
— PG/OP communication	Yes
— Isochronous mode	No
— IRT	Yes
— PROFINergy	Yes; per user program
— Shared device	Yes
— Number of IO Controllers with shared device, max.	4
— activation/deactivation of I-devices	Yes; per user program
— Asset management record	Yes; per user program
2. Interface	
Interface types	
• RJ 45 (Ethernet)	Yes; X2
• Number of ports	1
• integrated switch	No
Protocols	
• IP protocol	Yes; IPv4
• PROFINET IO Controller	Yes
• PROFINET IO Device	Yes
• SIMATIC communication	Yes
• Open IE communication	Yes; Optionally also encrypted
• Web server	Yes

• Media redundancy	No
PROFINET IO Controller	
Services	
— PG/OP communication	Yes
— Isochronous mode	No
— Direct data exchange	No
— IRT	No
— PROFINergy	Yes; per user program
— Prioritized startup	No
— Number of connectable IO Devices, max.	32; In total, up to 1 000 distributed I/O devices can be connected via AS-i, PROFIBUS or PROFINET
— Number of connectable IO Devices for RT, max.	32
— of which in line, max.	32
— Number of IO Devices that can be simultaneously activated/deactivated, max.	8; in total across all interfaces
— Number of IO Devices per tool, max.	8
— Updating times	The minimum value of the update time also depends on communication share set for PROFINET IO, on the number of IO devices, and on the quantity of configured user data
Update time for RT	
— for send cycle of 1 ms	1 ms to 512 ms
PROFINET IO Device	
Services	
— PG/OP communication	Yes
— Isochronous mode	No
— IRT	No
— PROFINergy	Yes; per user program
— Prioritized startup	No
— Shared device	Yes
— Number of IO Controllers with shared device, max.	4
— activation/deactivation of I-devices	Yes; per user program
— Asset management record	Yes; per user program
Interface types	
RJ 45 (Ethernet)	
• 100 Mbps	Yes
• Autonegotiation	Yes
• Autocrossing	Yes
• Industrial Ethernet status LED	Yes
Protocols	
PROFIsafe	Yes; V2.4 / V2.6
Number of connections	
• Number of connections, max.	256; via integrated interfaces of the CPU and connected CPs / CMs
• Number of connections reserved for ES/HMI/web	10
• Number of connections via integrated interfaces	128
• Number of S7 routing paths	16
Redundancy mode	
• H-Sync forwarding	Yes
Media redundancy	
— Media redundancy	only via 1st interface (X1)
— MRP	Yes; MRP Automanager according to IEC 62439-2 Edition 2.0, MRP Manager; MRP Client
— MRP interconnection, supported	Yes; as MRP ring node according to IEC 62439-2 Edition 3.0
— MRPD	Yes; Requirement: IRT
— Switchover time on line break, typ.	200 ms; For MRP, bumpless for MRPD
— Number of stations in the ring, max.	50
SIMATIC communication	
• PG/OP communication	Yes; encryption with TLS V1.3 pre-selected
• S7 routing	Yes
• Data record routing	Yes
• S7 communication, as server	Yes
• S7 communication, as client	Yes
• User data per job, max.	See online help (S7 communication, user data size)

Open IE communication	
<ul style="list-style-type: none"> ● TCP/IP <ul style="list-style-type: none"> — Data length, max. — several passive connections per port, supported ● ISO-on-TCP (RFC1006) <ul style="list-style-type: none"> — Data length, max. ● UDP <ul style="list-style-type: none"> — Data length, max. — UDP multicast ● DHCP ● DNS ● SNMP ● DCP ● LLDP ● Encryption 	<p>Yes</p> <p>64 kbyte</p> <p>Yes</p> <p>Yes</p> <p>64 kbyte</p> <p>Yes</p> <p>2 kbyte; 1 472 bytes for UDP broadcast</p> <p>Yes; max. 118 multicast circuits</p> <p>Yes</p> <p>Yes</p> <p>Yes</p> <p>Yes</p> <p>Yes</p> <p>Yes</p> <p>Yes; Optional</p>
Web server	
<ul style="list-style-type: none"> ● HTTP ● HTTPS 	<p>Yes; Standard and user pages</p> <p>Yes; Standard and user pages</p>
OPC UA	
<ul style="list-style-type: none"> ● Runtime license required ● OPC UA Client <ul style="list-style-type: none"> — Application authentication — Security policies — User authentication — Number of connections, max. — Number of nodes of the client interfaces, recommended max. — Number of elements for one call of OPC-UA_NodeGetHandleList/OPC-UA_ReadList/OPC-UA_WriteList, max. — Number of elements for one call of OPC-UA_NameSpaceGetIndexList, max. — Number of elements for one call of OPC-UA_MethodGetHandleList, max. — Number of simultaneous calls of the client instructions for session management, per connection, max. — Number of simultaneous calls of the client instructions for data access, per connection, max. — Number of registerable nodes, max. — Number of registerable method calls of OPC-UA_MethodCall, max. — Number of inputs/outputs when calling OPC-UA_MethodCall, max. ● OPC UA Server <ul style="list-style-type: none"> — Application authentication — Security policies — User authentication — GDS support (certificate management) — Number of sessions, max. — Number of accessible variables, max. — Number of registerable nodes, max. — Number of subscriptions per session, max. — Sampling interval, min. — Publishing interval, min. — Number of server methods, max. — Number of inputs/outputs per server method, max. — Number of monitored items, recommended max. — Number of server interfaces, max. — Number of nodes for user-defined server interfaces, max. 	<p>Yes; "Medium" license required</p> <p>Yes; Data Access (registered Read/Write), Method Call</p> <p>Yes</p> <p>Available security policies: None, Basic128Rsa15, Basic256Rsa15, Basic256Sha256</p> <p>"anonymous" or by user name & password</p> <p>10</p> <p>2 000</p> <p>300</p> <p>20</p> <p>100</p> <p>1</p> <p>5</p> <p>5 000</p> <p>100</p> <p>20</p> <p>Yes; Data Access (Read, Write, Subscribe), Method Call, Alarms & Condition (A&C), Custom Address Space</p> <p>Yes</p> <p>available security policies: None, Basic128Rsa15, Basic256Rsa15, Basic256Sha256, Aes128Sha256RsaOaep, Aes256Sha256RsaPss</p> <p>"anonymous" or by user name & password</p> <p>Yes</p> <p>48</p> <p>100 000</p> <p>20 000</p> <p>50</p> <p>100 ms</p> <p>100 ms</p> <p>50</p> <p>20</p> <p>4 000; for 1 s sampling interval and 1 s send interval</p> <p>10 of each "Server interfaces" / "Companion specification" type and 20 of the type "Reference namespace"</p> <p>30 000</p>

<ul style="list-style-type: none"> Alarms and Conditions <ul style="list-style-type: none"> Number of program alarms Number of alarms for system diagnostics 	<p>Yes</p> <p>200</p> <p>100</p>
Further protocols	
<ul style="list-style-type: none"> MODBUS 	Yes; MODBUS TCP
S7 message functions	
Number of login stations for message functions, max.	64
Program alarms	Yes
Number of configurable program messages, max.	10 000; Program messages are generated by the "Program_Alarm" block, ProDiag or GRAPH
Number of loadable program messages in RUN, max.	5 000
Number of simultaneously active program alarms <ul style="list-style-type: none"> Number of program alarms Number of alarms for system diagnostics Number of alarms for motion technology objects 	<p>1 000</p> <p>200</p> <p>160</p>
Test commissioning functions	
Joint commission (Team Engineering)	Yes; Parallel online access possible for up to 8 engineering systems
Status block	Yes; Up to 8 simultaneously (in total across all ES clients)
Single step	No
Number of breakpoints	8
Status/control	
<ul style="list-style-type: none"> Status/control variable Variables Number of variables, max. <ul style="list-style-type: none"> of which status variables, max. of which control variables, max. 	<p>Yes; without fail-safe</p> <p>inputs/outputs, bit memories, DBs, peripheral I/Os (without fail-safe), times, counters</p> <p>200; per job</p> <p>200; per job</p>
Forcing	
<ul style="list-style-type: none"> Forcing Forcing, variables Number of variables, max. 	<p>Yes; without fail-safe</p> <p>peripheral inputs/outputs (without fail-safe)</p> <p>200</p>
Diagnostic buffer	
<ul style="list-style-type: none"> present Number of entries, max. <ul style="list-style-type: none"> of which powerfail-proof 	<p>Yes</p> <p>3 200</p> <p>500</p>
Traces	
<ul style="list-style-type: none"> Number of configurable Traces 	4; Up to 512 KB of data per trace are possible
Interrupts/diagnostics/status information	
Diagnostics indication LED	
<ul style="list-style-type: none"> RUN/STOP LED ERROR LED MAINT LED STOP ACTIVE LED Connection display LINK TX/RX 	<p>Yes</p> <p>Yes</p> <p>Yes</p> <p>Yes</p> <p>Yes</p>
Supported technology objects	
<ul style="list-style-type: none"> Motion Control <ul style="list-style-type: none"> Number of available Motion Control resources for technology objects Required Motion Control resources <ul style="list-style-type: none"> per speed-controlled axis per positioning axis per synchronous axis per external encoder per output cam per cam track per probe Positioning axis <ul style="list-style-type: none"> Number of positioning axes at motion control cycle of 4 ms (typical value) Number of positioning axes at motion control cycle of 8 ms (typical value) 	<p>Yes; Note: The number of technology objects affects the cycle time of the PLC program; selection guide via the TIA Selection Tool</p> <p>2 400</p> <p>40</p> <p>80</p> <p>160</p> <p>80</p> <p>20</p> <p>160</p> <p>40</p> <p>11</p> <p>20</p>

Controller	
<ul style="list-style-type: none"> • PID_Compact • PID_3Step • PID-Temp 	<p>Yes; Universal PID controller with integrated optimization</p> <p>Yes; PID controller with integrated optimization for valves</p> <p>Yes; PID controller with integrated optimization for temperature</p>
Counting and measuring	
<ul style="list-style-type: none"> • High-speed counter 	Yes
Standards, approvals, certificates	
Siemens Eco Profile (SEP)	Siemens EcoTech
Ecological footprint	
<ul style="list-style-type: none"> • environmental product declaration 	Yes
Global warming potential	
— global warming potential, (total) [CO2 eq]	100 kg
— global warming potential, (during production) [CO2 eq]	25.8 kg
— global warming potential, (during operation) [CO2 eq]	75.2 kg
— global warming potential, (after end of life cycle) [CO2 eq]	-0.83 kg
Highest safety class achievable in safety mode	
<ul style="list-style-type: none"> • Performance level according to ISO 13849-1 • SIL acc. to IEC 61508 	<p>PLe</p> <p>SIL 3</p>
Probability of failure (for service life of 20 years and repair time of 100 hours)	
— Low demand mode: PFDavg in accordance with SIL3	< 2.00E-05
— High demand/continuous mode: PFH in accordance with SIL3	< 1.00E-09
Ambient conditions	
Ambient temperature during operation	
<ul style="list-style-type: none"> • horizontal installation, min. • horizontal installation, max. • vertical installation, min. • vertical installation, max. 	<p>-30 °C; No condensation</p> <p>60 °C; Display: 50 °C, at an operating temperature of typically 50 °C, the display is switched off</p> <p>-30 °C; No condensation</p> <p>40 °C; Display: 40 °C, at an operating temperature of typically 40 °C, the display is switched off</p>
Ambient temperature during storage/transportation	
<ul style="list-style-type: none"> • min. • max. 	<p>-40 °C</p> <p>70 °C</p>
Altitude during operation relating to sea level	
<ul style="list-style-type: none"> • Installation altitude above sea level, max. 	5 000 m; Restrictions for installation altitudes > 2 000 m, see manual
configuration / header	
configuration / programming / header	
Programming language	
— LAD	Yes; incl. failsafe
— FBD	Yes; incl. failsafe
— STL	Yes
— SCL	Yes
— GRAPH	Yes
Know-how protection	
<ul style="list-style-type: none"> • User program protection/password protection • Copy protection • Block protection 	<p>Yes</p> <p>Yes</p> <p>Yes</p>
Access protection	
<ul style="list-style-type: none"> • protection of confidential configuration data • Password for display • Protection level: Write protection • Protection level: Read/write protection • Protection level: Write protection for Failsafe • Protection level: Complete protection 	<p>Yes</p> <p>Yes</p> <p>Yes</p> <p>Yes</p> <p>Yes</p> <p>Yes</p>
programming / cycle time monitoring / header	
<ul style="list-style-type: none"> • lower limit • upper limit 	<p>adjustable minimum cycle time</p> <p>adjustable maximum cycle time</p>
Dimensions	
Width	70 mm

Height	147 mm
Depth	129 mm
Weights	
Weight, approx.	456 g

Classifications			
		Version	Classification
	eClass	14	27-24-22-07
	eClass	12	27-24-22-07
	eClass	9.1	27-24-22-07
	eClass	9	27-24-22-07
	eClass	8	27-24-22-07
	eClass	7.1	27-24-22-07
	eClass	6	27-24-22-07
	ETIM	9	EC000236
	ETIM	8	EC000236
	ETIM	7	EC000236
	IDEA	4	3565
	UNSPSC	15	32-15-17-05

Approvals / Certificates

General Product Approval

[Manufacturer Declaration](#)



[Miscellaneous](#)


General Product Approval **For use in hazardous locations**

[KC](#)

[FM](#)

[FM](#)





For use in hazardous locations **Functional Safety** **Marine / Shipping**

[Type Examination Certificate](#)

[Miscellaneous](#)

[Type Examination Certificate](#)


Marine / Shipping




[NK / Nippon Kaiji Kyokai](#)

[CCS \(China Classification Society\)](#)

Marine / Shipping **other** **Environment**


[PROFINET](#)



last modified: 12/8/2024 