


73002724	<b>DATA SHEET</b>	
Valid from: 17.09.2018	<b>EPIC<sup>®</sup> SIGNAL M23 9E/P</b>	

## Description

- Inserts for SIGNAL M23 circular connectors
- Universal further processing of the SIGNAL M23 inserts through different packaging units.
- Fully assembled with suitable solder contacts or unpopulated for individual assembly with crimp or solder contacts



## General characteristics

Series	SIGNAL M23
Version	E-part = rotation to the right (clockwise) / P-part = rotation to the left (anticlockwise)
Number of contacts	9
Termination method	Crimp termination / Solder termination
Termination cross-section, crimp termination	0,14 - 1,0 mm <sup>2</sup>
Termination cross-section, solder termination	up to 1,0 mm <sup>2</sup>
Temperature range	-25 to +125 °C

## Product variations

Article no.	Version	Contacts included	PU
73002724	P-Part	no	5
73002725	P-Part	no	20
73002726	P-Part	male contacts, solder termination	5
73002727	P-Part	male contacts, solder termination	20
73002728	P-Part	female contacts, solder termination	5
73002729	P-Part	female contacts, solder termination	20
73002730	E-Part	no	5
73002731	E-Part	no	20
73002732	E-Part	male contacts, solder termination	5
73002733	E-Part	male contacts, solder termination	20
73002734	E-Part	female contacts, solder termination	5
73002735	E-Part	female contacts, solder termination	20

## Mechanical characteristics

Cycles of mechanical operation	100
--------------------------------	-----

## Electrical characteristics

Rated voltage	150 V
Rated impulse voltage	1,5 kV
Rated current	7 A
Contact resistance	< 4 mOhm
Pollution degree	3

Creator: MANA2/PDP Released: IVSE1/PDP	Document: DB73002724EN Version: 02	Page 1 of 3
---	---------------------------------------	-------------

73002724	<b>DATA SHEET</b>	
Valid from: 17.09.2018	<b>EPIC<sup>®</sup> SIGNAL M23 9E/P</b>	

### Materials and surfaces

Insert	PA
Contacts, base material	brass
Contacts, surface	Au


### Approvals

VDE-Approval, VDE-REG.-Nr.	C24
UL-Approval, E-File-Number	E249137


### Standard

Safety standard	IEC 61984
-----------------	-----------

### Drawings



Creator: MANA2/PDP Released: IVSE1/PDP	Document: DB73002724EN Version: 02	Page 2 of 3
---	---------------------------------------	-------------

73002724	<b>DATA SHEET</b>	
Valid from: 17.09.2018	<b>EPIC<sup>®</sup> SIGNAL M23 9E/P</b>	



Good chemical resistance



Industrial machinery and plant engineering



Mechanical resistance



Assembly time



Robust



Wind Energy



Variety of approval certifications

### Application range

Plant engineering  
Measurement and control technology  
Apparatus construction

### Remark

The inserts are suitable for both male and female contacts. For a complete connection, you will need one P-component and one E-component. P-component = left turning (anticlockwise), E-component = right turning (clockwise)  
Photographs are not to scale and do not represent detailed images of the respective products.

Creator: MANA2/PDP Released: IVSE1/PDP	Document: DB73002724EN Version: 02	Page 3 of 3
---	---------------------------------------	-------------