


# Product data sheet

Specifications



Head for non illuminated push button, Harmony XB6, red square flush, 16mm, integral LED, spring return, unmarked

ZB6CA4

⚠ To be discontinued on: 31 March 2023

⚠ To be discontinued

## Main

Range of product	Harmony XB6
Product or component type	Head for non-illuminated push-button
Device short name	ZB6
Bezel material	Plastic
Mounting diameter	16 mm
Sale per indivisible quantity	1
Shape of signaling unit head	Square
Type of operator	spring return
Operator profile	Red flush, unmarked

## Complementary

CAD overall width	18 mm
CAD overall height	18 mm
CAD overall depth	33 mm
Net weight	0.016 kg

## Environment

Protective treatment	TC
Ambient air temperature for storage	-40...70 °C
Ambient air temperature for operation	-25...70 °C
Electrical shock protection class	Class II conforming to IEC 61140
IP degree of protection	IP65 conforming to IEC 60529
NEMA degree of protection	NEMA 13 conforming to UL 50 NEMA 4 conforming to UL 50 NEMA 4X conforming to UL 50 NEMA 13 conforming to CSA C22.2 No 94 NEMA 4 conforming to CSA C22.2 No 94 NEMA 4X conforming to CSA C22.2 No 94
Standards	JIS C 852 EN/IEC 60947-5-1 JIS C8201-5-1

EN/IEC 60947-1  
CSA C22.2 No 14  
EN/IEC 60947-5-5  
UL 508  
JIS C8201-1

<b>Product certifications</b>	CCC UL CSA GOST
<b>Vibration resistance</b>	+/- 3 mm (f= 2...500 Hz) conforming to IEC 60068-2-6 5 gn (f= 2...500 Hz) conforming to IEC 60068-2-6
<b>Shock resistance</b>	30 gn (duration = 18 ms) for half sine wave acceleration conforming to IEC 60068-2-27 50 gn (duration = 11 ms) for half sine wave acceleration conforming to IEC 60068-2-27

## Packing Units

<b>Unit Type of Package 1</b>	Db
<b>Number of Units in Package 1</b>	1
<b>Package 1 Height</b>	3.0 cm
<b>Package 1 Width</b>	4.0 cm
<b>Package 1 Length</b>	6.0 cm
<b>Package 1 Weight</b>	8.0 g

## Offer Sustainability

<b>Sustainable offer status</b>	Green Premium product
<b>REACH Regulation</b>	<a href="#">REACH Declaration</a>
<b>REACH free of SVHC</b>	Yes
<b>EU RoHS Directive</b>	Pro-active compliance (Product out of EU RoHS legal scope) <a href="#">EU RoHS Declaration</a>
<b>Toxic heavy metal free</b>	Yes
<b>Mercury free</b>	Yes
<b>China RoHS Regulation</b>	<a href="#">China RoHS declaration</a>
<b>RoHS exemption information</b>	<a href="#">Yes</a>
<b>Environmental Disclosure</b>	<a href="#">Product Environmental Profile</a>
<b>Circularity Profile</b>	<a href="#">End of Life Information</a>
<b>California proposition 65</b>	WARNING: This product can expose you to chemicals including: Di-isodecyl phthalate (DIDP), which is known to the State of California to cause birth defects or other reproductive harm. For more information go to <a href="http://www.P65Warnings.ca.gov">www.P65Warnings.ca.gov</a>

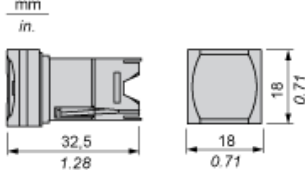
## Contractual warranty

<b>Warranty</b>	18 months
-----------------	-----------

**Square Head for Illuminated or Non Illuminated Pushbutton**

---

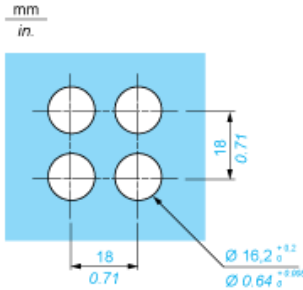
**Dimensions**



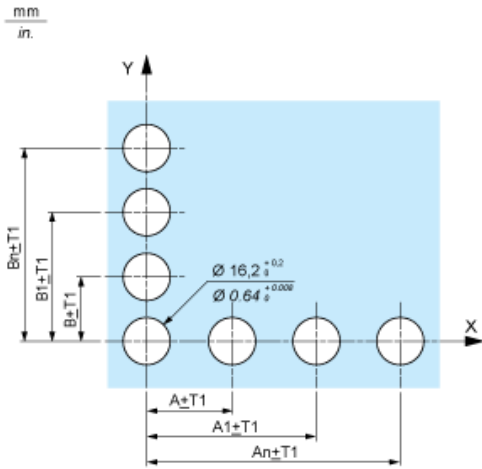
**Panel Cut-out**

---

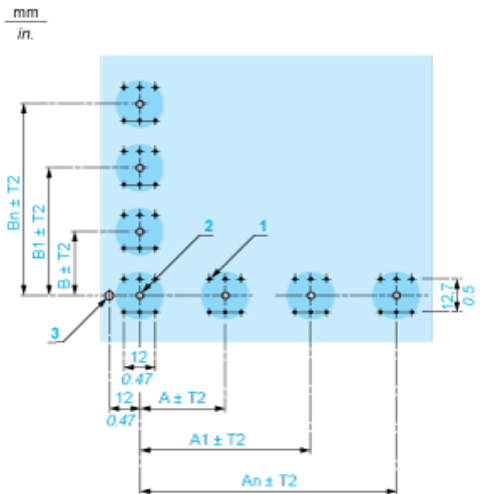
**For Square or Circular Head**



**Front Panel Cut-out (Viewed from Installer's Side)**



**Printed Circuit Board Drillings (Viewed from Electrical Block Side)**



**A** 24 mm/0.94 in. minimum for rectangular heads, 18 mm/0.71 in. minimum for square or circular heads

**B** 18 mm/0.71 in. minimum

**(1)** 6 x Ø 1.1 mm / 6 x Ø 0.04 in. holes.

**(2)** 1 x Ø 2.6<sup>0</sup><sub>-0.2</sub> mm / 1 x Ø 0.10<sup>0</sup><sub>-0.008</sub> in. hole for locating pin, only when using socket adaptor ZB6Y010.

**(3)** 1 x Ø 3.2<sup>0</sup><sub>-0.2</sub> mm / 1 x Ø 0.13<sup>0</sup><sub>-0.008</sub> in. hole for fixing of printed circuit board onto the front panel using body bracket ZB6Y011. This hole must be

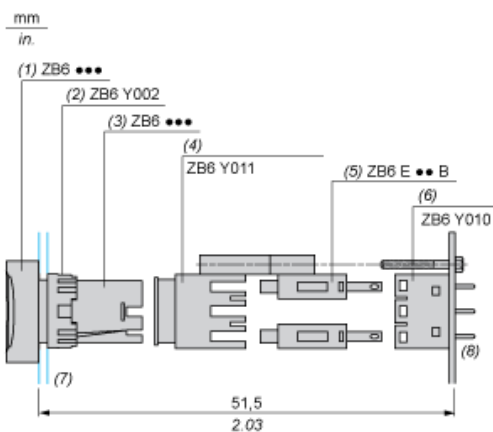
**General tolerances of the panel and printed circuit board:** T1, T2: T1 + T2 = 0.3 mm/0.01 in. maximum.

**Installation precautions:**

Thickness of printed circuit board: 1.6 mm/0.06 in. minimum.

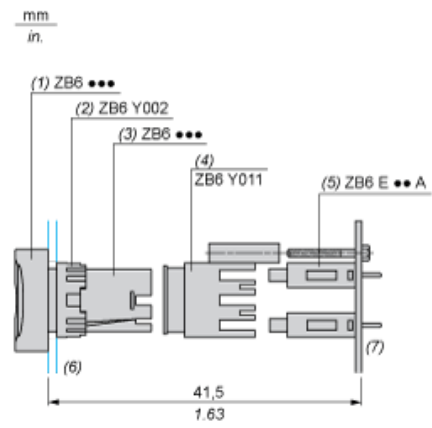
**Mounting with Body Bracket**

**With socket adaptor ZB6Y010**



- (1)** Head
- (2)** Nut
- (3)** Body
- (4)** Body bracket
- (5)** Contact block
- (6)** Socket adaptor
- (7)** Panel
- (8)** Printed circuit

## Direct mounting without socket adaptor ZB6Y010



- (1) Head
- (2) Nut
- (3) Body
- (4) Body bracket
- (5) Contact block
- (6) Panel
- (7) Printed circuit

## Recommended replacement(s)