

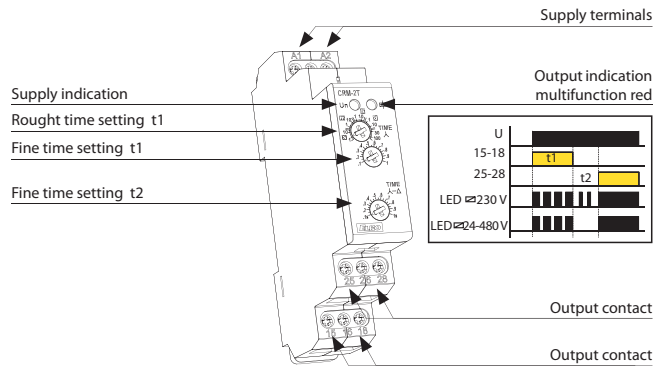


EAN code
CRM-2T /230 V: 8595188112291
CRM-2T /UNI: 8595188112437

Technical parameters		CRM-2T
Number of functions:		1
Supply terminals:		A1 - A2
Voltage range:	UNI	AC/DC 12 - 240 V / AC 50 - 60 Hz
Burden (max.):		AC 0.7 - 3 VA / DC 0.5 - 1.7 W
Voltage range:	230	AC 230 V / 50 - 60 Hz
Burden:		AC max. 12 VA / 1.9 W
Max. dissipated power (Un + terminals):		4 W
Supply voltage tolerance:		-15 %; +10 %
Supply indication:		green LED
Time scale:		t1: 0.1 s - 100 days, t2: 0.1 s - 1 s
Time setting:		potentiometer
Time deviation:		5% - mechanical setting
Repeat accuracy:		0.2 % - set value stability
Temperature coefficient:		0.01 % / °C, at = 20 °C (0.01 % / °F, at = 68 °F)
Output		
Number of contacts:		2x changeover/ DPDT (AgNi / Silver Alloy)
Current rating:		16 A / AC1
Breaking capacity:		4000 VA / AC1, 384 W / DC
Inrush current:		30 A / < 3 s
Switching voltage:		250 V AC / 24 V DC
Output indication:		multifunction red LED
Mechanical life:		3x10 ⁷
Electrical life (resistive):		0.7x10 ⁵
Reset time:		max. 150 ms
Other information		
Operating temperature:		-20 °C to 55 °C (-4 °F to 131 °F)
Storage temperature:		-30 °C to 70 °C (-22 °F to 158 °F)
Electrical strength:		4 kV (supply-output)
Operating position:		any
Mounting:		DIN rail EN 60715
Protection degree:		IP40 from front panel / IP20 terminals
Oversvoltage category:		III.
Pollution degree:		2
Terminal wire capacity (mm ²):		max.1x 2.5, 2x1.5, with sleeve max. 1x 2.5 (AWG 12)
Dimensions:		90 x 17.6 x 64 mm (3.5" x 0.7" x 2.5")
Weight:		UNI - 84 g (3 oz.), 230 - 81 g (2.9 oz.)
Standards:		EN 61812-1, EN 61010-1

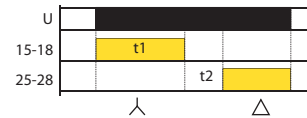
- It serves for delay ON of motors star/delta.
- Time t1 (star)
 - time scale 0.1 s - 100 days divided into 10 time ranges.
 - rough time setting by rotary switch
- Time t2 (delay) between \wedge / Δ :
 - time scale 0.1 s - 1 s
 - fine time setting by potentiometer
- Voltage range: AC 230 V, AC/DC 12 - 240 V.
- Output contact: 2x changeover / DPDT 16 A.
- Output indication: multifunction red LED.
- 1-MODULE, DIN rail mounting.

Description



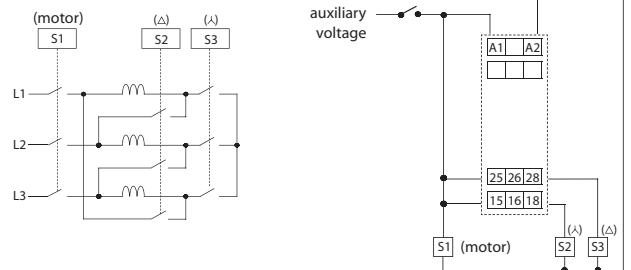
Function

Delay ON star / delta



Connection

Start up of motor (\wedge - Δ)



Symbol

