



Color Button plate	Bezel: Silver		Std. pack	Bezel: black		Std. pack	Notes
	Part no. Article no.	Price See price list		Part no. Article no.	Price See price list		
ATEX → Engineering Bezel gold-plated → Page 2/48 Extended Maintained 							
	M22-DRLH-W 216788		5 off 	M22S-DRLH-W 216791		5 off 	Programmable maintained/momentary pushbutton function
	M22-DRLH-R 216789			M22S-DRLH-R 216792			
	M22-DRLH-G 216796			M22S-DRLH-G 216798			
	M22-DRLH-Y 216799			M22S-DRLH-Y 216801			
	M22-DRLH-B 216802			M22S-DRLH-B 216803			
	M22-DRLH-R-X0 216804			M22S-DRLH-R-X0 216808			
	M22-DRLH-G-X1 216805			M22S-DRLH-G-X1 216809			
	M22-DRLH-W-X0 216806			M22S-DRLH-W-X0 216810			
	M22-DRLH-W-X1 216807			M22S-DRLH-W-X1 216811			
Bezel gold-plated → Page 2/48 with guardring Momentary 							
-	M22-DGL-X 230961		5 off 				

Information relevant for export to North America



Product Standards	IEC/EN 60947-5; UL 508; CSA-C22.2 No. 14-05; CSA-C22.2 No. 94-91; CE marking
UL File No.	E29184
UL CCN	NKCR
CSA File No.	012528
CSA Class No.	3211-03
NA Certification	UL Listed, CSA certified
Degree of Protection	UL/CSA Type 3R, 4X, 12, 13



Function:		Color	Bezel: Silver	Price	Std. pack	Bezel: black	Price	Std. pack
▷ = Momentary ▽ = Maintained			Part no. Article no.	See price list		Part no. Article no.	See price list	
Illuminated selector switch actuators, thumb-grip, IP66								
ATEX → Engineering								
Bezel gold-plated → Page 2/48								
Maintained/momentary function, can be changed with coding adapter M22-XC-Y → Engineering								
Momentary 	▷ 40°	White	M22-WLK-W 216812		5 off 	M22S-WLK-W 216813		5 off
	▷ 40°	Red	M22-WLK-R 216814			M22S-WLK-R 216815		
	▷ 40°	Green	M22-WLK-G 216816			M22S-WLK-G 216817		
	▷ 40°	Yellow	M22-WLK-Y 216818			M22S-WLK-Y 216819		
	▷ 40°	Blue	M22-WLK-B 216820			M22S-WLK-B 216821		
Maintained 	▽ 60°	White	M22-WRLK-W 216823			M22S-WRLK-W 216824		
	▽ 60°	Red	M22-WRLK-R 216825			M22S-WRLK-R 216826		
	▽ 60°	Green	M22-WRLK-G 216827			M22S-WRLK-G 216828		
	▽ 60°	Yellow	M22-WRLK-Y 216829			M22S-WRLK-Y 216830		
	▽ 60°	Blue	M22-WRLK-B 216831			M22S-WRLK-B 216832		
3 positions								
Momentary 	40° ↕ 40°	White	M22-WLK3-W 216833		5 off 	M22S-WLK3-W 216834		5 off
	40° ↕ 40°	Red	M22-WLK3-R 216835			M22S-WLK3-R 216836		
	40° ↕ 40°	Green	M22-WLK3-G 216837			M22S-WLK3-G 216838		
	40° ↕ 40°	Yellow	M22-WLK3-Y 216839			M22S-WLK3-Y 216840		
	40° ↕ 40°	Blue	M22-WLK3-B 216841			M22S-WLK3-B 216842		
Maintained 	60° ↓ 60°	White	M22-WRLK3-W 216843			M22S-WRLK3-W 216844		
	60° ↓ 60°	Red	M22-WRLK3-R 216845			M22S-WRLK3-R 216846		
	60° ↓ 60°	Green	M22-WRLK3-G 216847			M22S-WRLK3-G 216848		
	60° ↓ 60°	Yellow	M22-WRLK3-Y 216849			M22S-WRLK3-Y 216850		
	60° ↓ 60°	Blue	M22-WRLK3-B 216851			M22S-WRLK3-B 216852		
Selectable	Selectable → Notes		M22-WRLK3-*/* 217438			M22S-WRLK3-*/* 217439		
V position								
	∨ 60°	White	M22-WLKV-W 284393		5 off 	M22S-WLKV-W 284398		5 off
	∨ 60°	Red	M22-WLKV-R 284394			M22S-WLKV-R 284399		
	∨ 60°	Green	M22-WLKV-G 284395			M22S-WLKV-G 284540		
	∨ 60°	Yellow	M22-WLKV-Y 284396			M22S-WLKV-Y 284543		
	∨ 60°	Blue	M22-WLKV-B 284397			M22S-WLKV-B 284544		

Notes






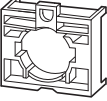


Example: M22-WRLK3-*/*
 /: * = 1 for ∨ or 2 for ↕
 /: * = Color

















































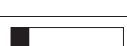











Information relevant for export to North America



Product Standards	IEC/EN 60947-5; UL 508; CSA-C22.2 No. 14-05; CSA-C22.2 No. 94-91; CE marking
UL File No.	E29184
UL CCN	NKCR
CSA File No.	012528
CSA Class No.	3211-03
NA Certification	UL Listed, CSA certified
Degree of Protection	UL/CSA Type 3R, 4X, 12, 13



Configuration	Part no. Article no.	Price See price list	Std. pack	Information relevant for export to North America				
Fixing adapters								
Fixing adapter (front fixing) for 3contact LED elements For M22-(C)K... contact elements and M22-(C)LED... LED elements. Sequence numbers on fixing adapter								
 <table border="1" data-bbox="351 421 470 465"> <tr> <td>1/4</td> <td>3/6</td> <td>2/5</td> </tr> </table>	1/4	3/6	2/5	M22-A 216374		50 off  	UL/CSA certification not required	
1/4	3/6	2/5						
	M22-A-GVP 216375		500 off  					
Fixing adapter (front fixing) for 4 contact elements, can be used with M22-WR4, -D4, -WJ..., -WRJ... For M22-(C)K contact elements								
 <table border="1" data-bbox="351 616 502 660"> <tr> <td>3</td> <td>2</td> <td>4</td> <td>1</td> </tr> </table>	3	2	4	1	M22-A4 279437		10 off  	Product Standards IEC/EN 60947-5; UL 508; CSA-C22.2 No. 14-05; CSA-C22.2 No. 94-91; CE marking UL File No. E29184 UL CCN NKCR CSA File No. 012528 CSA Class No. 3211-03 NA Certification UL Listed, CSA certified
3	2	4	1					









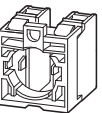
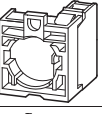
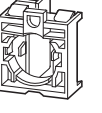

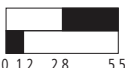








Terminal type	Contact configuration: ⊕ = Safety function by positive opening according to IEC/EN 60947-5-1	Circuit symbol	Contact travel diagram, hub in connection with front element	Configuration	Part no. Article no.	Price See price list	Std. pack				
Contact elements											
Front fixing 	Screw terminals	1 N/O			<table border="1" data-bbox="933 996 1045 1041"> <tr> <td>1/4</td> <td>3/6</td> <td>2/5</td> </tr> </table>	1/4	3/6	2/5		M22-K10 216376	20 off  
		1/4	3/6	2/5							
	1 N/O			M22-K10-GVP 216377	500 off  						
	Spring-cage terminals	1 N/O			<table border="1" data-bbox="933 1086 1045 1131"> <tr> <td>1/4</td> <td>3/6</td> <td>2/5</td> </tr> </table>	1/4	3/6	2/5		M22-K10P 110835	20 off  
		1/4	3/6	2/5							
		1 NC ⊕				M22-K01 216378	20 off  				
1 NC ⊕				M22-K01-GVP 216379		500 off  					
1 NC ⊕			M22-K01D 262165	20 off  							
Base fixing 	Screw terminals	1 N/O			<table border="1" data-bbox="933 1332 1045 1377"> <tr> <td>2</td> <td>3</td> <td>1</td> </tr> </table>	2	3	1		M22-KC10 216380	20 off  
		2	3	1							
	1 N/O			M22-KC10-GVP 216381	200 off  						
	Spring-cage terminals	1 NC ⊕			<table border="1" data-bbox="933 1422 1045 1467"> <tr> <td>2</td> <td>3</td> <td>1</td> </tr> </table>	2	3	1		M22-KC01 216382	20 off  
2		3	1								
1 NC ⊕			M22-KC01-GVP 216383	200 off  							
Front mounting 	Spring-cage terminals	1 N/O			<table border="1" data-bbox="933 1556 1045 1601"> <tr> <td>1/4</td> <td>3/6</td> <td>2/5</td> </tr> </table>	1/4	3/6	2/5		M22-CK10 216384	20 off  
		1/4	3/6	2/5							
		1 NC ⊕				M22-CK01 216385					
1 NC ⊕			M22-CK01D 262510								
Base fixing 	Spring-cage terminals	1 N/O			<table border="1" data-bbox="933 1758 1045 1803"> <tr> <td>2</td> <td>3</td> <td>1</td> </tr> </table>	2	3	1		M22-CKC10 216386	20 off  
		2	3	1							
1 NC ⊕			M22-CKC01 216387	20 off  							

Information relevant for export to North America




Product Standards IEC/EN 60947-5; UL 508; CSA-C22.2 No. 14-05; CSA-C22.2 No. 94-91; CE marking
 UL File No. E29184
 UL CCN NKCR
 CSA File No. 012528
 CSA Class No. 3211-03
 NA Certification UL Listed, CSA certified
 Degree of Protection/UL/CSA Type: -




Terminal type	Contact configuration: ☺ = Safety function through positive opening according to IEC/EN 60947-5-1	Circuit symbol	Contact travel diagram, hub in connection with front element	Configuration	Part no. Article no.	Price See price list	Std. pack
Double contact elements							
Front fixing. When using M22-PV emergency switching-off pushbuttons... max. 2 contact elements = 4 normally closed contacts / normally open contacts							
	Cage clamp	2 N/O			-		20 off 
		2 NC ☺			-	M22-CK02 107899	
		1 N/O 1 NC ☺			-	M22-CK11 107940	
Complete modules							
Assembly of contact element with screw terminals and mounting clamp, front fixing							
  	Screw terminals	1 N/O 1 NC ☺				M22-AK11 216505	5 off 
		1 N/O				M22-AK10 216504	
		1 NC ☺				M22-AK01 216503	

Notes

Configuration of fixing adapter with sequence numbers to EN 50013
 x = Sequence number on fixing adapter

 y = Function number on contact element

Information relevant for export to North America


 Product Standards IEC/EN 60947-5; UL 508; CSA-C22.2 No. 14-05; CSA-C22.2 No. 94-91; CE marking
 UL File No. E29184
 UL CCN NKCR
 CSA File No. 012528
 CSA Class No. 3211-03
 NA Certification UL Listed, CSA certified
 Degree of Protection UL/CSA Type: -






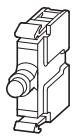






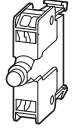






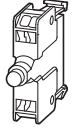






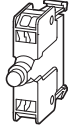






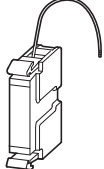


	Rated operational voltage	Rated operational current	Power consumption	Color	Part no. Article no.	Price See price list	Std. pack	Information relevant for export to North America	
	U _e V	I _e mA	P W						
LED elements with screw terminals									
→ Engineering									
Front mounting 	12-30 V AC/DC	8 - 15	0.26 at 24 V	○	M22-LED-W 216557		20 off	Product Standards IEC/EN 60947-5; UL 508; CSA-C22.2 No. 14-05; CSA-C22.2 No. 94-91; CE marking E29184 UL File No. NKCR UL CCN CSA File No. 012528 CSA Class No. 3211-03 NA Certification UL Listed, CSA certified Degree of Protection UL/CSA Type: -	
				●	M22-LED-R 216558				
				●	M22-LED-G 216559				
				●	M22-LED-B 218057				
	85 - 264 V AC, 50/60 Hz	5 - 15	0.33 at 230 V	○	M22-LED230-W 216563		20 off		
				●	M22-LED230-R 216564				
				●	M22-LED230-G 216565				
				●	M22-LED230-B 218059				
	207 - 264 V AC, 50/60 Hz	12 - 15	0.33 at 230 V	—	M22-LED230H-*1) 106521		20 off		
	Base fixing 	12-30 V AC/DC	8 - 15	0.26 at 24 V	○	M22-LEDC-W 216560			20 off
					●	M22-LEDC-R 216561			
					●	M22-LEDC-G 216562			
●					M22-LEDC-B 218058				
85 - 264 V AC, 50/60 Hz		5 - 15	0.33 at 230 V	○	M22-LEDC230-W 216566		20 off		
				●	M22-LEDC230-R 216567				
				●	M22-LEDC230-G 216568				
				●	M22-LEDC230-B 218060				
207 - 264 V AC, 50/60 Hz		12 - 15	0.33 at 230 V	—	M22-LEDC230H-*1) 106522		20 off		

Notes

1) Enter color at: *
W = white, R = red, G = green, B = blue

For pushbutton actuators, indicator lights, illuminated pushbutton actuators and illuminated selector switch actuators, the following applies:

- M22...-R only in combination with M22-LED...-R
- M22...-G only in combination with M22-LED...-G
- M22...-W only in combination with M22-LED...-W
- M22...-Y only in combination with M22-LED...-Y
- M22...-B in combination with M22-LED...-W or M22-LED...-B

Rated operational voltage	Rated operational current	Power consumption	Color	Part no. Article no.	Price See price list	Std. pack	Information relevant for export to North America
U_e V	I_e mA	P W					 
LED elements with Cage Clamp							
→ Engineering Cage Clamp is a registered trademark of Wago Kontakttechnik GmbH/Minden, Germany							
							
	12-30 V AC/DC	8 - 15	0.26 at 24 V		M22-CLED-W 216569	20 off  	Product Standards IEC/EN 60947-5; UL 508; CSA-C22.2 No. 14-05; CSA-C22.2 No. 94-91; CE marking E29184 UL File No. NKCR UL CCN 012528 CSA File No. 3211-03 CSA Class No. UL Listed, NA Certification CSA certified Degree of Protection UL/CSA Type: -
					M22-CLED-R 216570		
					M22-CLED-G 216571		
					M22-CLED-B 218061		
	85 - 264 V AC, 50/60 Hz	5 - 15	0.33 at 230 V		M22-CLED230-W 216575	20 off  	
					M22-CLED230-R 216576		
					M22-CLED230-G 216577		
					M22-CLED230-B 218063		
	12-30 V AC/DC	8 - 15	0.26 at 24 V		M22-CLEDC-W 216572	20 off  	
					M22-CLEDC-R 216573		
					M22-CLEDC-G 216574		
					M22-CLEDC-B 218062		
	85 - 264 V AC, 50/60 Hz	5 - 15	0.33 at 230 V		M22-CLEDC230-W 216578	20 off  	
					M22-CLEDC230-R 216579		
					M22-CLEDC230-G 216580		
					M22-CLEDC230-B 218064		
LED series elements with screw terminals							
Front and base fixing → Engineering							
							
LED resistor element For connecting 12-30 V LED elements	42-60 V AC/DC		M22-XLED60 231078	10 off  	Product Standards IEC/EN 60947-5; UL 508; CSA-C22.2 No. 14-05; CSA-C22.2 No. 94-91; CE marking E29184 UL File No. NKCR UL CCN 012528 CSA File No. 3211-03 CSA Class No. UL Listed, NA Certification CSA certified Degree of Protection UL/CSA Type: -		
	220 V AC/DC		M22-XLED220¹⁾ 271541				
LED test element For de-coupled function test (lamp test)	12-240 V AC/DC		M22-XLED-T 231079				
	85 - 264 V AC		M22-XLED230-T 231080				

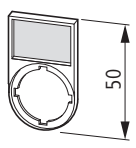


Notes

For pushbutton actuators, indicator lights, illuminated pushbutton actuators and illuminated selector switch actuators, the following applies:


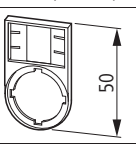


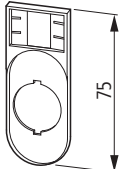

M22...-R only in combination with M22-LED...-R
M22...-G only in combination with M22-LED...-G
M22...-W only in combination with M22-LED...-W
M22...-Y only in combination with M22-LED...-Y
M22...-B in combination with M22-LED...-W or M22-LED...-B








¹⁾ Maximum ambient temperature: -25 °C to +55 °C
The LED brightness is reduced.





Inscription	Part no. Article no.	Price See price list	Std. pack	Inscription	Part no. Article no.	Price See price list	Std. pack
Legend plates, complete							
IP66 30 x 50 mm, round, black (RAL 9005)							
	0 - I	M22S-ST-X88 216485	10 off 	FAULT	M22S-ST-GB8 216498		10 off 
	0 - I	M22S-ST-X89 218147		DÉFAUT	M22S-ST-F67 256795		
	I 0 II	M22S-ST-X93 216486		BETRIEB	M22S-ST-D7 216488		
	1	M22S-ST-X52 256797		RUN	M22S-ST-GB7 216497		
	2	M22S-ST-X53 256798		EN SERVICE	M22S-ST-F7 256793		
	STOP	M22S-ST-GB0 216494		HAND AUTO	M22S-ST-D11 216492		
	START	M22S-ST-GB1 216495		MAN. AUTO	M22S-ST-GB11 216500		
	AUS	M22S-ST-D5 218299		AUS EIN	M22S-ST-D10 216490		
	OFF	M22S-ST-GB5 218300		OFF ON	M22S-ST-GB10 216499		
	ARRÊT	M22S-ST-F0 256791		ARRÊT MARCHÉ	M22S-ST-F10 256794		
	EIN	M22S-ST-D6 216487		HAND 0 AUTO	M22S-ST-D12 216493		
	ON	M22S-ST-GB6 216496		MAN. 0 AUTO	M22S-ST-GB12 216501		
	MARCHE	M22S-ST-F1 256792		SOUS TENSION	M22S-ST-F68 256796		
	STÖRUNG	M22S-ST-D8 216489					

Information relevant for export to North America UL/CSA certification not required


Inscription	Color	Part no. Article no.	Price See price list	Std. pack	Notes	Information relevant for export to North America
Legend plates without label						
ATEX  → Engineering IP66 Round, black (RAL 9005), 30 mm wide						
	-	M22S-ST-X 216392		25 off 	Cannot be used for M22(S)-PV...	UL/CSA certification not required
	-	M22S-ST-X-GVP 216393		500 off 		
	For double actuators	M22S-STDD-X 216394		10 off 	-	

Insert labels for legends						
ATEX  → Engineering 18 x 27 mm						
	Aluminum-colored, no inscription	-	M22-XST 216480	100 off 	-	UL/CSA certification not required
	Aluminum-colored, no inscription	-	M22-XST-GVP 216481	500 off 	-	
	*= With customized inscription to order via Labeleditor → Engineering	-	M22-XST-* 216482	1 off 	Letter height 3 mm, max. 3 lines, max. 12 characters per line Letter height 5 mm, max. 2 lines, max. 8 characters per line	

Inscription or explanation	For use with	Color	Style Flat Part no. Article no.	Price See price list	Style extended Part no. Article no.	Price See price list	Std. pack
Selection aid for pushbuttons							
≤ 5 characters: letter height 5 mm, > 5 characters: letter height 3 mm							
–	M22(S)-D-X M22(S)-DR-X M22-DG-X	●	M22-XD-S 216421		M22-XDH-S 216428		10 off  
–		○	M22-XD-W 216422		M22-XDH-W 216429		
–		●	M22-XD-R 216423		M22-XDH-R 216430		
–		●	M22-XD-G 216424		M22-XDH-G 216431		
–		●	M22-XD-Y 216425		M22-XDH-Y 216432		
–		●	M22-XD-B 216426		M22-XDH-B 216433		
–		●	M22-XD-GR 132670				
with customized inscription via Labeleditor → Note	–	–	M22-XD-*.* 216427		M22-XDH-*.* 216434		
Zu		●	M22-XD-S-D2 218184		M22-XDH-S-D2 218229		
Auf		●	M22-XD-S-D3 218185		M22-XDH-S-D3 218230		
Ab		●	M22-XD-S-D4 218186		M22-XDH-S-D4 218231		
Aus		●	M22-XD-R-D5 218187		M22-XDH-R-D5 218232		
Ein		●	M22-XD-S-D6 218188		M22-XDH-S-D6 218233		
Entsperren		●	M22-XD-B-D14 218189		M22-XDH-B-D14 218234		
Vorwärts		●	M22-XD-S-D15 218190		M22-XDH-S-D15 218235		
Rückwärts		●	M22-XD-S-D16 218191		M22-XDH-S-D16 218236		
Heben		●	M22-XD-S-D17 218192		M22-XDH-S-D17 218237		
Senken		●	M22-XD-S-D18 218193		M22-XDH-S-D18 218238		
STOP		●	M22-XD-R-GB0 218194		M22-XDH-R-GB0 218239		
STOP		●	M22-XD-S-GB0 218195		M22-XDH-S-GB0 218240		
START		●	M22-XD-G-GB1 218196		M22-XDH-G-GB1 218241		
START		○	M22-XD-W-GB1 218197		M22-XDH-W-GB1 218242		
CLOSE		●	M22-XD-S-GB2 218198		M22-XDH-S-GB2 218243		
UP		●	M22-XD-S-GB3 218199		M22-XDH-S-GB3 218244		
DOWN		●	M22-XD-S-GB4 218200		M22-XDH-S-GB4 218245		
TEST		●	M22-XD-S-GB9 218201		M22-XDH-S-GB9 218246		
OFF		●	M22-XD-R-GB5 218202		M22-XDH-R-GB5 218247		
ON		●	M22-XD-S-GB6 218203		M22-XDH-S-GB6 218248		

Notes

When ordering, state complete part no. M22-XD(H)-*.*:

1st wildcard Δ color: -R, -G, -B, -W, -Y, -S -GR

2nd wildcard Δ file name generated by Labeleditor → Engineering

Text size 3 mm:

max. 8 characters in 1st line,
10 characters in 2nd line,
8 characters in 3rd line

Text size 5 mm:

Max. 5 characters per line

**Information relevant for export to North America**

UL/CSA certification not required



Inscription or explanation	For use with	Color, symbol	Style Flat	Price See price list	Style extended	Std. pack
			Part no. Article no.		Part no. Article no.	
Selection aid for pushbuttons						
≤ 5 characters: letter height 5 mm						
> 5 characters: letter height 3 mm						
RESET	M22(S)-D-X M22(S)-DR-X M22-DG-X		M22-XD-B-GB14 218204		M22-XDH-B-GB14 218249	10 off
FORWARD			M22-XD-S-GB15 218205		M22-XDH-S-GB15 218250	
REVERSE			M22-XD-S-GB16 218206		M22-XDH-S-GB16 218251	
RAISE			M22-XD-S-GB17 218208		M22-XDH-S-GB17 218252	
LOWER			M22-XD-S-GB18 218209		M22-XDH-S-GB18 218253	
Stopp			M22-XD-R-X0 218153		M22-XDH-R-X0 218155	
Stopp			M22-XD-S-X0 218154		M22-XDH-S-X0 218156	
Start			M22-XD-G-X1 218165		M22-XDH-G-X1 218210	
Start			M22-XD-S-X1 218166		M22-XDH-S-X1 218211	
Start			M22-XD-W-X1 218167		M22-XDH-W-X1 218212	
Start			M22-XD-G-X2 218168		M22-XDH-G-X2 218213	
Start			M22-XD-S-X2 218169		M22-XDH-S-X2 218214	
Increase			M22-XD-S-X4 218170		M22-XDH-S-X4 218215	
Acceptance			M22-XD-S-X5 218171		M22-XDH-S-X5 218216	
Reset			M22-XD-B-X6 218172		M22-XDH-B-X6 218217	
Direction of movement			M22-XD-S-X7 218173		M22-XDH-S-X7 218218	
Direction of movement			M22-XD-S-X8 218174		M22-XDH-S-X8 218219	
Hand			M22-XD-S-X9 218175		M22-XDH-S-X9 218220	
Automatic			M22-XD-S-X10 218176		M22-XDH-S-X10 218221	
Inch			M22-XD-S-X11 218177		M22-XDH-S-X11 218222	
Unlock			M22-XD-S-X12 218178		M22-XDH-S-X12 218223	
Loosen			M22-XD-S-X13 218179		M22-XDH-S-X13 218224	
Clamp			M22-XD-S-X14 218180		M22-XDH-S-X14 218225	
Release			M22-XD-S-X15 218181		M22-XDH-S-X15 218226	
Liquid			M22-XD-S-X16 218182		M22-XDH-S-X16 218227	
Horn			M22-XD-S-X17 218183		M22-XDH-S-X17 218228	

Notes

Information relevant for export to North America



UL/CSA certification not required



Inscription or explanation	For use with	Color	Part no. Article no.	Price See price list	Std. pack	Information relevant for export to North America
Button plates for mushroom-headed pushbuttons						
≤ 5 characters: letter height 5 mm > 5 characters: letter height 3 mm						
-	M22(S)-D(R)P-...		M22-XDP-S 216435		10 off	UL/CSA certification not required
-			M22-XDP-W 216436			
-			M22-XDP-R 216437			
-			M22-XDP-G 216438			
-			M22-XDP-Y 216439			
with customized inscription via Labeleditor → Note		-	M22-XDP-*.*) 216440			
Zu			M22-XDP-S-D2 218272			
Auf			M22-XDP-S-D3 218273			
Ab			M22-XDP-S-D4 218274			
Aus			M22-XDP-R-D5 218275			
Ein			M22-XDP-S-D6 218276			
Vorwärts			M22-XDP-S-D15 218277			
Rückwärts			M22-XDP-S-D16 218278			
Heben			M22-XDP-S-D17 218279			
Senken			M22-XDP-S-D18 218280			
STOP			M22-XDP-R-GB0 218281			
STOP			M22-XDP-S-GB0 218282			
START			M22-XDP-G-GB1 218283			
START			M22-XDP-W-GB1 218284			
CLOSE			M22-XDP-S-GB2 218285			
UP			M22-XDP-S-GB3 218286			
DOWN			M22-XDP-S-GB4 218287			
OFF			M22-XDP-R-GB5 218289			
ON			M22-XDP-S-GB6 218290			
TEST			M22-XDP-S-GB9 218288			
FORWARD			M22-XDP-S-GB15 218291			
REVERSE			M22-XDP-S-GB16 218292			

Notes

¹⁾ When ordering, the part no must include the following details:
 1st wildcard * Δ color: -R, -G, -B, -W, -Y, -S, -GR
 2nd wildcard * Δ file name generated by Labeleditor → Engineering

Text size 3 mm:
 max. 8 characters in first line,
 10 characters in second line,
 8 characters in third line



Text size 5 mm:
 Max. 5 characters per line





Inscription or explanation	For use with	Color	Part no. Article no.	Price See price list	Std. pack	Information relevant for export to North America
Button plates for mushroom-headed pushbuttons						
≤ 5 characters: letter height 5 mm > 5 characters: letter height 3 mm						
RAISE	M22(S)-D(R)P-...		M22-XDP-S-GB17 218293		10 off	UL/CSA certification not required
LOWER			M22-XDP-S-GB18 218294			
Stopp			M22-XDP-R-X0 218157			
Stopp			M22-XDP-S-X0 218158			
Start			M22-XDP-G-X1 218254			
Start			M22-XDP-S-X1 218255			
Start			M22-XDP-W-X1 218256			
Start			M22-XDP-G-X2 218257			
Start			M22-XDP-S-X2 218258			
Increase			M22-XDP-S-X4 218259			
Acceptance			M22-XDP-S-X5 218260			
Direction of movement			M22-XDP-S-X7 218261			
Direction of movement			M22-XDP-S-X8 218262			
Hand			M22-XDP-S-X9 218263			
Automatic			M22-XDP-S-X10 218264			
Inch			M22-XDP-S-X11 218265			
Unlock			M22-XDP-S-X12 218266			
Loosen			M22-XDP-S-X13 218267			
Clamp			M22-XDP-S-X14 218268			
Release			M22-XDP-S-X15 218269			
Liquid			M22-XDP-S-X16 218270			
Horn			M22-XDP-S-X17 218271			



Inscription or explanation	For use with	Color	Style flat		Std. pack	Style extended		Std. pack	Information relevant for export to North America
			Part no. Article no.	Price See price list		Part no. Article no.	Price See price list		
Lenses for indicator lights									
≤ 5 characters: letter height 5 mm > 5 characters: letter height 3 mm									
-	M22-L-X M22-LC-X		M22-XL-W 216453		10 off	M22-XLH-W 216459		10 off	UL/CSA certification not required
-			M22-XL-R 216454			M22-XLH-R 216460			
-			M22-XL-G 216455			M22-XLH-G 216461			
-			M22-XL-Y 216456			M22-XLH-Y 216462			
-			M22-XL-B 216457			M22-XLH-B 216463			
With customized inscription via Labeleditor → Note		-	M22-XL-*. *1) 216458						
Zu			M22-XL-W-D2 218403						
Auf			M22-XL-W-D3 218404						
Ab			M22-XL-W-D4 218405						
Aus			M22-XL-R-D5 218406						
Ein			M22-XL-W-D6 218407						
Vorwärts			M22-XL-W-D15 218408						
Rückwärts			M22-XL-W-D16 218409						
Heben			M22-XL-W-D17 218410						
Senken			M22-XL-W-D18 218411						
STOP			M22-XL-R-GB0 218412						
STOP			M22-XL-W-GB0 218413						
START			M22-XL-G-GB1 218414						
START			M22-XL-W-GB1 218415						
CLOSE			M22-XL-W-GB2 218416						
UP			M22-XL-W-GB3 218417						
DOWN			M22-XL-W-GB4 218418						
TEST			M22-XL-W-GB9 218419						
OFF			M22-XL-R-GB5 218420						
ON			M22-XL-W-GB6 218421						
FORWARD			M22-XL-W-GB15 218422						

Notes

¹⁾ When ordering, the part no must include the following details:
 1st wildcard Δ color: -R, -G, -B, -W, -Y, -S
 2nd wildcard Δ file name generated by Labeleditor → Engineering



























Text size 3 mm:
 max. 8 characters in first line,
 10 characters in second line,
 8 characters in third line



Text size 5 mm:
 Max. 5 characters per line





Inscription or explanation	For use with	Color, symbol	Part no. Article no.	Price See price list	Std. pack	Information relevant for export to North America  
Lenses for indicator lights						
≤ 5 characters: letter height 5 mm > 5 characters: letter height 3 mm						
REVERSE	M22-L-X M22-LC-X		M22-XL-W-GB16 218423		10 off  	UL/CSA certification not required
RAISE			M22-XL-W-GB17 218424			
LOWER			M22-XL-W-GB18 218425			
Stopp			M22-XL-R-X0 218163			
Stopp			M22-XL-W-X0 218164			
Start			M22-XL-G-X1 218384			
Start			M22-XL-W-X1 218385			
Start			M22-XL-G-X2 218386			
Start			M22-XL-W-X2 218387			
Increase			M22-XL-W-X4 218388			
Acceptance			M22-XL-W-X5 218389			
Direction of movement			M22-XL-W-X7 218390			
Direction of movement			M22-XL-W-X8 218391			
Hand			M22-XL-W-X9 218392			
Automatic			M22-XL-W-X10 218393			
Inch			M22-XL-W-X11 218394			
Unlock			M22-XL-W-X12 218395			
Loosen			M22-XL-W-X13 218396			
Clamp			M22-XL-W-X14 218399			
Release			M22-XL-W-X15 218400			
Liquid			M22-XL-W-X16 218401			
Horn			M22-XL-W-X17 218402			



Inscription or explanation	For use with	Color	Style flat			Style extended			Information relevant for export to North America
			Part no. Article no.	Price See price list	Std. pack	Part no. Article no.	Price See price list	Std. pack	
Lenses for illuminated pushbutton actuators									
≤ 5 characters: letter height 5 mm > 5 characters: letter height 3 mm									
-	M22(S)-DL-X M22(S)-DRL-X M22S-DGL-X		M22-XDL-W 216441		10 off 	M22-XDLH-W 216447		10 off 	UL/CSA certification not required
-			M22-XDL-R 216442			M22-XDLH-R 216448			
-			M22-XDL-G 216443			M22-XDLH-G 216449			
-			M22-XDL-Y 216444			M22-XDLH-Y 216450			
-			M22-XDL-B 216445			M22-XDLH-B 216451			
with customized inscription to order via Labeleditor → Note		-	M22-XDL-*. *1) 216446			M22-XDLH-*. *1) 216452			
Zu			M22-XDL-W-D2 218316			M22-XDLH-W-D2 218359			
Auf			M22-XDL-W-D3 218317			M22-XDLH-W-D3 218360			
Ab			M22-XDL-W-D4 218318			M22-XDLH-W-D4 218361			
Aus			M22-XDL-R-D5 218319			M22-XDLH-R-D5 218362			
Ein			M22-XDL-W-D6 218320			M22-XDLH-W-D6 218363			
Entsperren			M22-XDL-B-D14 218321			M22-XDLH-B-D14 218364			
Vorwärts			M22-XDL-W-D15 218322			M22-XDLH-W-D15 218365			
Rückwärts			M22-XDL-W-D16 218323			M22-XDLH-W-D16 218366			
Heben			M22-XDL-W-D17 218324			M22-XDLH-W-D17 218367			
Senken			M22-XDL-W-D18 218325			M22-XDLH-W-D18 218368			
STOP			M22-XDL-R-GB0 218326			M22-XDLH-R-GB0 218369			
STOP			M22-XDL-W-GB0 218327			M22-XDLH-W-GB0 218370			
START			M22-XDL-G-GB1 218328			M22-XDLH-G-GB1 218371			
START			M22-XDL-W-GB1 218329			M22-XDLH-W-GB1 218372			
CLOSE			M22-XDL-W-GB2 218330			M22-XDLH-W-GB2 218373			
UP			M22-XDL-W-GB3 218331			M22-XDLH-W-GB3 218374			
DOWN			M22-XDL-W-GB4 218332			M22-XDLH-W-GB4 218375			
TEST			M22-XDL-W-GB9 218333			M22-XDLH-W-GB9 218376			
OFF			M22-XDL-R-GB5 218334			M22-XDLH-R-GB5 218377			
ON			M22-XDL-W-GB6 218335			M22-XDLH-W-GB6 218378			

Notes

¹⁾ When ordering, the part no must include the following details:
 1st wildcard * Δ color: -R, -G, -B, -W, -Y
 2nd wildcard * Δ File name generated by Labeleditor → Engineering
































Text size 3 mm:
 max. 8 characters in first line,
 10 characters in second line,
 8 characters in third line



Text size 5 mm:
 Max. 5 characters per line





Inscription or explanation	For use with	Color, symbol	Style flat			Style extended			Information relevant for export to North America  
			Part no. Article no.	Price See price list	Std. pack	Part no. Article no.	Price See price list	Std. pack	
Lenses for illuminated pushbutton actuators									
≤ 5 characters: letter height 5 mm > 5 characters: letter height 3 mm									
RESET	M22(S)-DL-X M22(S)-DRL-X M22S-DGL-X		M22-XDL-B-GB14 218336		10 off  	M22-XDLH-B-GB14 218379		10 off  	UL/CSA certification not required
FORWARD			M22-XDL-W-GB15 218337			M22-XDLH-W-GB15 218380			
REVERSE			M22-XDL-W-GB16 218338			M22-XDLH-W-GB16 218381			
RAISE			M22-XDL-W-GB17 218339			M22-XDLH-W-GB17 218382			
LOWER			M22-XDL-W-GB18 218340			M22-XDLH-W-GB18 218383			
Stopp			M22-XDL-R-X0 218159			M22-XDLH-R-X0 218161			
Stopp			M22-XDL-W-X0 218160			M22-XDLH-W-X0 218162			
Start			M22-XDL-G-X1 218295			M22-XDLH-G-X1 218341			
Start			M22-XDL-W-X1 218296			M22-XDLH-W-X1 218342			
Start			M22-XDL-G-X2 218297			M22-XDLH-G-X2 218343			
Start			M22-XDL-W-X2 218301			M22-XDLH-W-X2 218344			
Increase			M22-XDL-W-X4 218302			M22-XDLH-W-X4 218345			
Acceptance			M22-XDL-W-X5 218303			M22-XDLH-W-X5 218346			
Reset			M22-XDL-B-X6 218304			M22-XDLH-B-X6 218347			
Directions			M22-XDL-W-X7 218305			M22-XDLH-W-X7 218348			
Directions			M22-XDL-W-X8 218306			M22-XDLH-W-X8 218349			
Hand			M22-XDL-W-X9 218307			M22-XDLH-W-X9 218350			
Automatic			M22-XDL-W-X10 218308			M22-XDLH-W-X10 218351			
Inch			M22-XDL-W-X11 218309			M22-XDLH-W-X11 218352			
Unlock			M22-XDL-W-X12 218310			M22-XDLH-W-X12 218353			
Loosen		M22-XDL-W-X13 218311		M22-XDLH-W-X13 218354					
Clamp		M22-XDL-W-X14 218312		M22-XDLH-W-X14 218355					
Release		M22-XDL-W-X15 218313		M22-XDLH-W-X15 218356					
Liquid		M22-XDL-W-X16 218314		M22-XDLH-W-X16 218357					
Horn		M22-XDL-W-X17 218315		M22-XDLH-W-X17 218358					



	Protection type	Mounting locations	Color	RAL value	Knock-out cable entries	Part no. Article no.	Price See price list	Std. pack	Information relevant for export to North America
		Number			Number × M20				
Flush mounting panels									
No legend plates possible with vertical arrangements Protection type only in conjunction with a suitable enclosure and correct mounting.									
Aluminium with yellow paint finish for Emergency switching off		IP65	1		RAL 1004	-	M22-EY1 216542	5 off 	Product Standards IEC/EN 60947-5; UL 508; CSA-C22.2 No. 14-05; CSA-C22.2 No. 94-91; CE marking UL File No. E29184 UL CCN NKCR CSA File No. 012528 CSA Class No. 3211-03 NA Certification UL Listed, CSA certified Degree of Protection UL/CSA Type 3R, 4X, 12, 13
Aluminium light anodized, including M22-XE...			1		RAL 7035	-	M22-E1 216541		
			2			-	M22-E2 216543		
			3			-	M22-E3 216544		
			4			-	M22-E4 216545	1 off 	
			5			-	M22-E5 216546		
		IP40	6			-	M22-E6 216547		
Shrouds									
Plastic, light grey Protection type only in combination with flush mounting plates M22-E...									
		IP55	1		RAL 7035	3	M22-H1 216548	1 off 	Product Standards IEC/EN 60947-5; UL 508; CSA-C22.2 No. 14-05; CSA-C22.2 No. 94-91; CE marking UL File No. E29184 UL CCN NKCR CSA File No. 012528 CSA Class No. 3211-03 NA Certification UL Listed, CSA certified Degree of Protection UL/CSA Type 3R, 4X, 12, 13
			2			4	M22-H2 216549		
			3			4	M22-H3 216550		
		IP40	4			4	M22-H4 216551		
			5			5	M22-H5 216552		
			6			6	M22-H6 216553		
Set of plaster keys									
Comprising two plaster keys as mounting aids For plastering of shrouds									
		-	-	-	-	-	M22-UPE 216554	1 off 	Product Standards IEC/EN 60947-5; UL 508; CSA-C22.2 No. 14-05; CSA-C22.2 No. 94-91; CE marking UL File No. E29184 UL CCN NKCR CSA File No. 012528 CSA Class No. 3211-03 NA Certification UL Listed, CSA certified Degree of Protection UL/CSA Type 3R, 4X, 12, 13