

Silencer

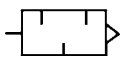
AN□00/AN□02/AN□03/25/AN

Standard

Series AN□00

Over 30dB(A) noise reduction
Low back pressure
Compact and easy mounting

JIS symbol



Specifications

Fluid	Compressed air
Max.operating pressure	1.0MPa
Noise reduction	30dB(A) or more
Ambient and fluid temperature	5 to 60°C*

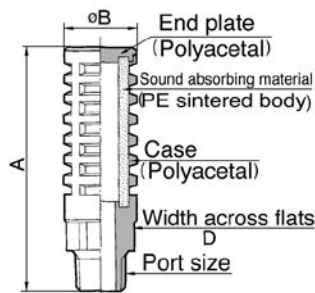
* It can operate in temperatures between -10 to 60°C if there is no risk of the moisture in the air freezing.

Model

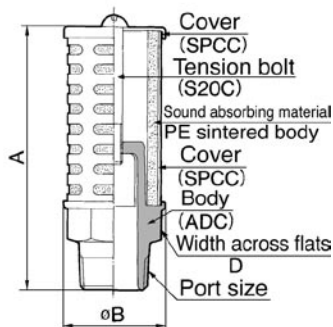
Model	Port size R(PT)	Effective area (mm ²)	Weight (g)	Dimensions (mm)		
				A	B	D
AN200-02	1/4	35	17	63	22	19
AN300-03	3/8	60	25	84	25	22
AN400-04	1/2	90	35	92	30	27
AN500-06	3/4	160	165	107	46	36
AN600-10	1	270	225	127	50	41
AN700-12	1 1/4	440	490	186	74	50
AN800-14	1 1/2	590	580	217	74	55
AN900-20	2	960	820	256	86	65

Note) NPT thread is also available. Specify "N" after "AN□00-".
(Ex.: AN200-N02)

Construction/Parts/Dimensions AN200 to 400



AN500 to 900

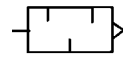


High noise reduction style

Series AN□02

Over 35dB(A) noise reduction
Case is UL94-V0 Grade
Flame resistance material

JIS symbol



Specifications

Fluid	Compressed air
Max.operating pressure	1.0MPa
Noise reduction	35dB(A) or more
Ambient and fluid temperature	5 to 60°C*

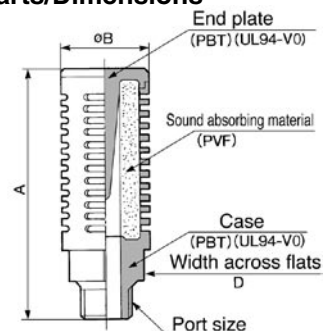
* It can operate in temperatures between -10 to 60°C if there is no risk of the moisture in the air freezing.

Model

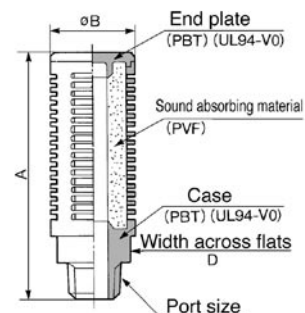
Model	Port size R(PT)	Effective area (mm ²)	Weight (g)	Dimensions (mm)		
				A	B	D
AN202-02	1/4	35	16	64	22	19
AN302-03	3/8	60	33	84	28	24
AN402-04	1/2	90	47	95	34	24

Note) NPT thread is also available. Specify "N" after "AN□02-".
(Ex.: AN200-N02)

Construction/Parts/Dimensions AN202



AN302/402



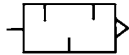
AN□00/AN□02/AN□03/25/AN

Compact style

Series AN□03

Over 25dB(A) noise reduction
Space saving
Compact style

JIS symbol



Specifications

Operating fluid	Compressed air
Max. operating pressure	1.0MPa
Noise reduction	25dB(A) or more
Ambient and fluid temperature	5 to 60°C*

* It can operate in temperatures between -10 to 60°C if there is no risk of the moisture in the air freezing.

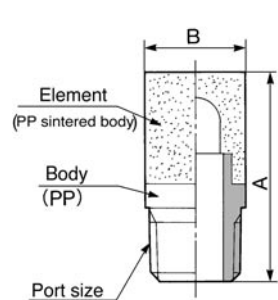
Model

Model	Port size R(PT)	Effective area (mm ²)	Weight (g)	Dimensions (mm)		
				A	B	D
AN103-01	1/8	10	1	23.5	11	—
AN203-02	1/4	15	3	36	16	14
AN303-03	3/8	35	17	66	22	19
AN403-04	1/2	60	25	84	25	22

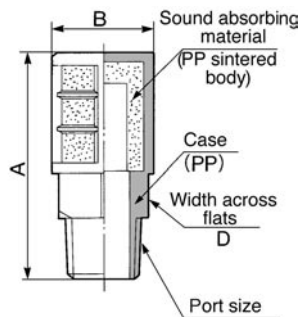
Note) NPT thread is also available. Specify "N" after "AN□03-".
(Ex.: AN103-N01)

Construction/Parts/Dimensions

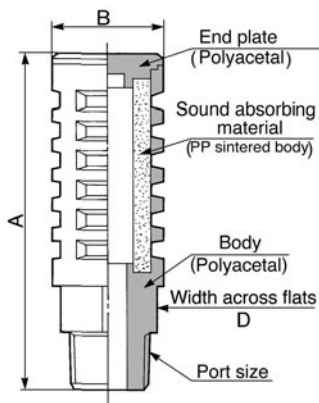
AN103



AN203



AN303/403

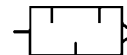


Metal case style

Series 25

Exhaust in only one direction.
Prevents scattering of mist and noise.

JIS symbol



Specifications

Operating fluid	Compressed air
Max. operating pressure	1.0MPa
Noise reduction	19dB(A) or more
Ambient and fluid temperature	5 to 60°C*

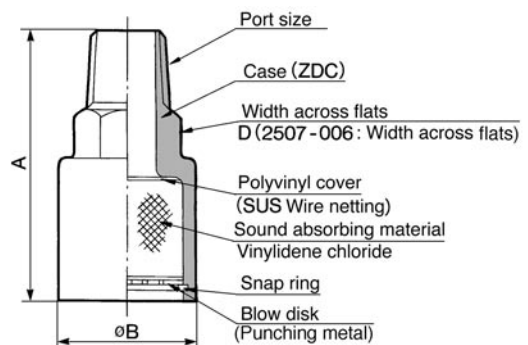
* It can operate in temperatures between -10 to 60°C if there is no risk of the moisture in the air freezing.

Model

Model	Port size R(PT)	Effective area (mm ²)	Weight (g)	Dimensions (mm)		
				A	B	D
2504-002	1/4	33.9	111	62	30	24
2505-003	3/8	45.9	106	64	30	24
2506-004	1/2	50.0	113	68	30	24
2507-006	3/4	105.6	310	88.5	48	35
2508-010	1	129.6	514	97.5	60	41
2510-002	1/4	17.2	57	54	22	19
2511-003	3/8	17.2	55	56	22	19

Note) NPT thread is also available. Specify "N" after "25□□-".
(Ex.: 2504-N002)

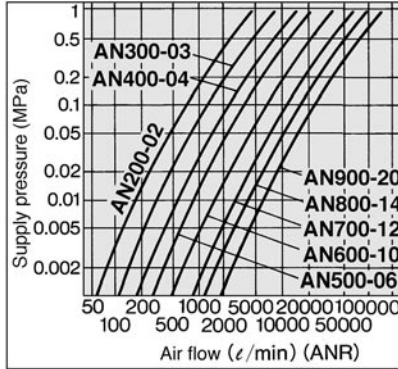
Construction/Parts/Dimensions



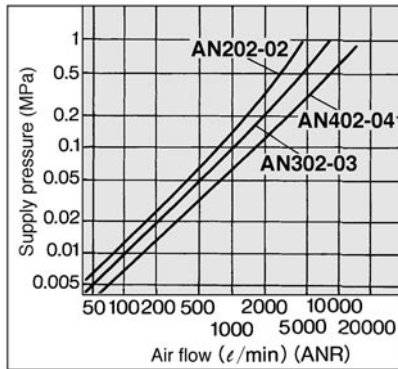
AN□00/AN□02/AN□03/25/AN

Flow Characteristics (Initial conditions)

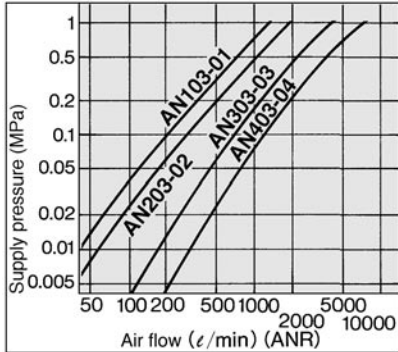
AN200 to 900



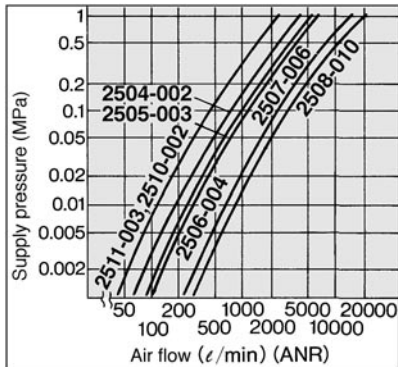
AN202 to 402



AN103 to 403



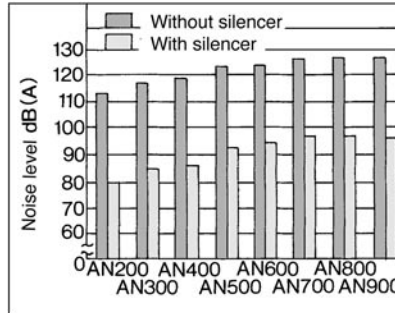
2504 to 2511



Noise Level (Initial conditions)

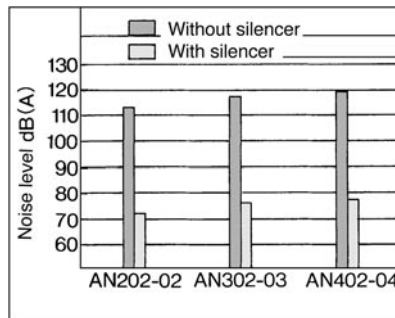
AN200 to 900

Condition: 0.5MPa at supply pressure of solenoid valve
Measurement distance: AN200 to 500→1m AN600 to 700→2m
AN800 to 900→3m



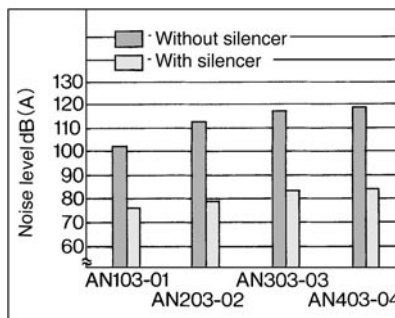
AN202 to 402

Condition: 0.5MPa at supply pressure of solenoid valve
Measurement distance: 1m



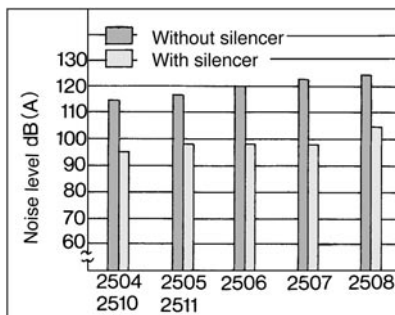
AN103 to 403

Condition: 0.5MPa at supply pressure of solenoid valve
Measurement distance: 1m



2504 to 2511


Condition: 0.5MPa at supply pressure of solenoid valve
Measurement distance: 1m



(BC Sintered Body)

Series AN

Ideal for the exhaust of a compact valve or pilot air.



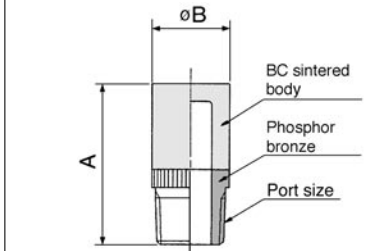
Specifications/Model

Model	AN101	AN110	AN120	AN120	
Specifications	-01	-01	-M3	-M5	
Port size	R(PT) 1/8	R(PT) 1/8	M3	M5	
Noise reduction dB(A)	16	21	13	18	
Fluid	Compressed air				
Max. operating press	1.0 MPa				
Ambient and fluid temperature	5 to 50°C*				
Effective area (mm ²)	20	35	1	5	
Weight (g)	9.5	20	1	3.3	
Dimensions (mm)	A	21	34	9	15.5
	B	11	13	6	8

Note) NPT thread for AN101 and AN110 is also available. Model no. of NPT thread is AN101-N01 and AN110-N01.

* It can operate in temperatures between -10° to 150°C if there is no risk of the moisture in the air freezing.

Construction/Parts/Dimensions




AN□00/AN□02/AN□03/25/AN

One-touch Fitting Connection Style

Series AN□□□-KM□□

Can connect with One-touch fitting directly



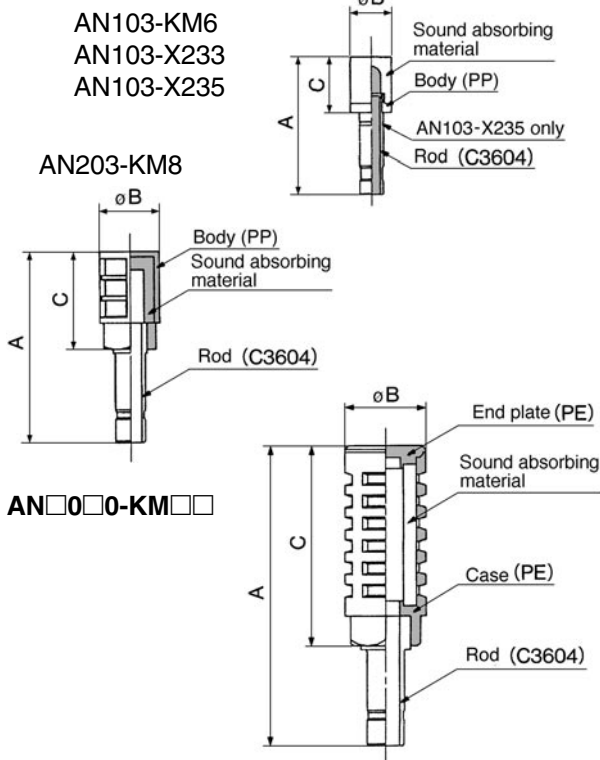
Specifications

Fluid	Compressed air
Max. operating pressure	1.0MPa
Ambient and fluid temperature	5 to 60°C

Model

Model	Applicable One-touch fitting size	Noise reduction dB(A)	Effective area (mm ²)	Dimensions (mm)		
				A	B	C
AN103-KM6	ø6 (Series KQ)	25	7	37	11	15
AN103-X233	ø6 (Series KQ)					
AN103-X235	ø1/4" (Series KQ)					
AN203-KM8	ø8 (Series KQ)	30	14	45	13	20
AN200-KM8	ø8 (Series KQ)					
AN200-KM10	ø10 (Series KQ)					
AN300-KM10	ø10 (Series KQ)					
AN300-KM12	ø12 (Series KQ)		20	73	22	49
			26	76	22	49
			30	90	25	63
			41	91	25	63

Construction/Parts/Dimensions



⚠ Precautions

Design

⚠ Warning

① The exhaust port could become blocked by the clogging of the silencer. Therefore, make sure to provide a safe design so as not to cause the system as a whole to malfunction.

⚠ Caution

① The silencing effect could vary depending on the pneumatic circuit or the pressure that is used.

Mounting

⚠ Caution

- ① If the silencer body (case) is made of plastic and is BC sintered: To mount on a valve, hold the end of the body (the side that is not threaded) with your fingers and screw it in. After some resistance is felt, use a wrench that matches the wrench flats of the hexagon portion to tighten it an additional 1/4 turn. (If the silencer is not provided with a hexagon portion, manually tighten it firmly.)
- ② If the silencer body is made of metal (except the BC sintered style), tighten it at the torque given below.

Connection thread	Applicable tightening torque (Nm)
Rc(PT) 1/4	12 to 14
Rc(PT) 3/8	22 to 24
Rc(PT) 1/2	28 to 30
Rc(PT) 3/4	28 to 30
Rc(PT)1	36 to 38
Rc(PT)1 1/4	40 to 42
Rc(PT)1 1/2	48 to 50
Rc(PT)2	48 to 50

③ Make sure not to apply a lateral load to the body during or after the installation.


Maintenance/Inspection

⚠ Caution

- ① Never disassemble the silencer. The silencing material is not replaceable.
- ② If the exhaust speed drops and the system performance decreases due to clogging, replace with a new silencer. Make sure to verify the operating conditions of the actuator at least once a day.

42dB(A): High Noise Reduction Silencer Series ANA1

A high noise reduction style silencer keeps the noise level inside a plant below 85dB(A).

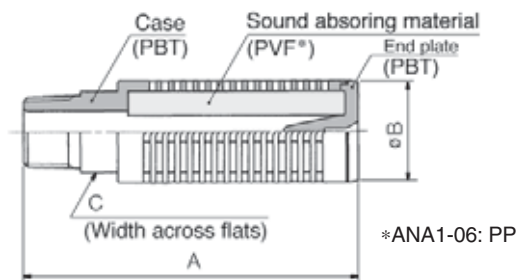


Model (Screw-in connection)

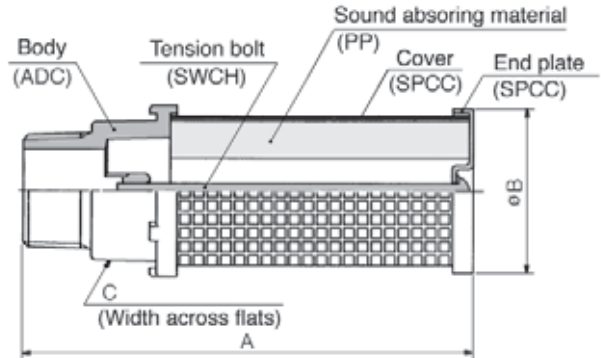
Model	Port size	Effective area (mm ²)	Weight (g)	Dimensions (mm)		
				A	B	C
ANA1-01	1/8	10	4	37	16	—
ANA1-02	1/4	15	14	64	22	18
ANA1-03	3/8	35	22	84	25	21
ANA1-04	1/2	60	36	98	30	24
ANA1-06	3/4	90	110	111	46	36
ANA1-10	1	160	180	132	50	41
ANA1-12	1 1/4	280	544	200	74	60
ANA1-14	1 1/2	450	612	230	74	60
ANA1-20	2	610	873	271	86	70

Construction/Parts/Dimensions

ANA1-01 to 06



ANA1-10 to 20



How to Order

AN A1 - 03

Port size

Symbol	Port size	Connection
01	1/8	Screw-in*
02	1/4	
03	3/8	
04	1/2	
06	3/4	
10	1	
12	1 1/4	
14	1 1/2	
20	2	
C08 (ø8 One-touch fittings size)		One-touch
C10 (ø10 One-touch fittings size)		
C12 (ø12 One-touch fittings size)		

* Only R (PT) is available.

Series

Symbol	Noise reduction level
A1	40dB(A)

Specifications

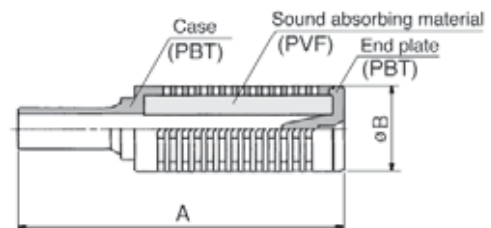
Fluid	Compressed air
Max. operating pressure	1.0MPa
Noise reduction effect	42dB(A)
Ambient and fluid temperature	5 to 60°C

Model (One-touch fitting connection)

Model	One-touch fitting size	Effective area (mm ²)	Weight (g)	Dimensions (mm)	
				A	B
ANA1-C08	ø8	11	5	58	16
ANA1-C10	ø10	15	13	76	22
ANA1-C12	ø12	33	19	95	25

Construction/Dimensions

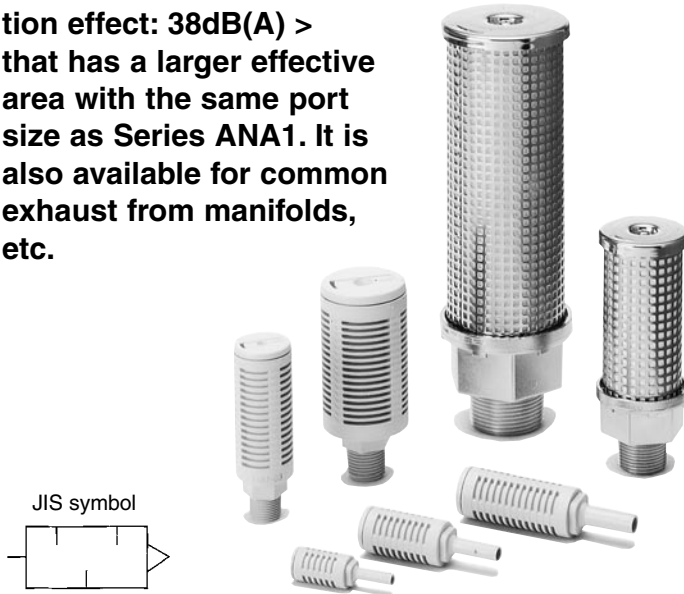
ANA1-C08 to C12



40dB(A): High Noise Reduction Silencer

Series ANB1

Series ANB1 <noise reduction effect: 38dB(A) > that has a larger effective area with the same port size as Series ANA1. It is also available for common exhaust from manifolds, etc.

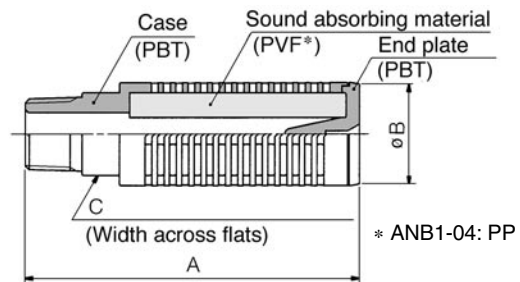


Model (Screw-in connection)

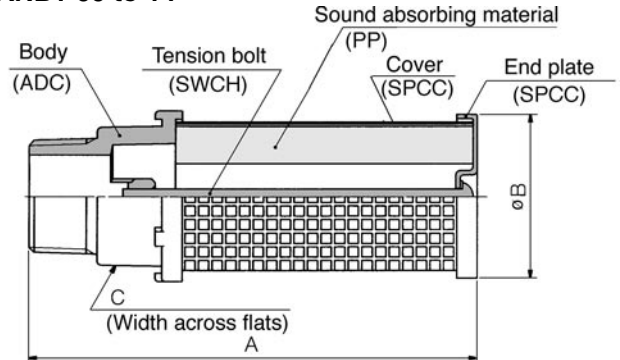
Model	Port size	Effective area (mm ²)	Weight (g)	Dimensions (mm)		
				A	B	C
ANB1-01	1/8	15	10	51	22	—
ANB1-02	1/4	35	22	81	25	18
ANB1-03	3/8	60	35	93	30	21
ANB1-04	1/2	90	94	107	46	24
ANB1-06	3/4	160	175	133	50	41
ANB1-10	1	280	462	190	74	41
ANB1-12	1 1/4	450	612	230	74	60
ANB1-14	1 1/2	610	871	271	86	70

Construction/Parts/Dimensions

ANB1-01 to 04



ANB1-06 to 14



How to Order

AN B1 - 03

Port size

Symbol	Port size	Connection
01	1/8	Screw-in*
02	1/4	
03	3/8	
04	1/2	
06	3/4	
10	1	
12	1 1/4	
14	1 1/2	
C06 (ø6 One-touch fittings size)		One-touch
C08 (ø8 One-touch fittings size)		
C10 (ø10 One-touch fittings size)		

* Only R (PT) is available.

Series

Symbol	Noise reduction level
B1	38dB(A)

Specifications

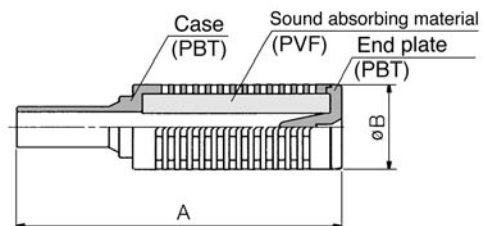
Fluid	Compressed air
Max. operating pressure	1.0MPa
Noise reduction effect	40dB(A)
Ambient and fluid temperature	5 to 60°C

Model (One-touch fitting connection)

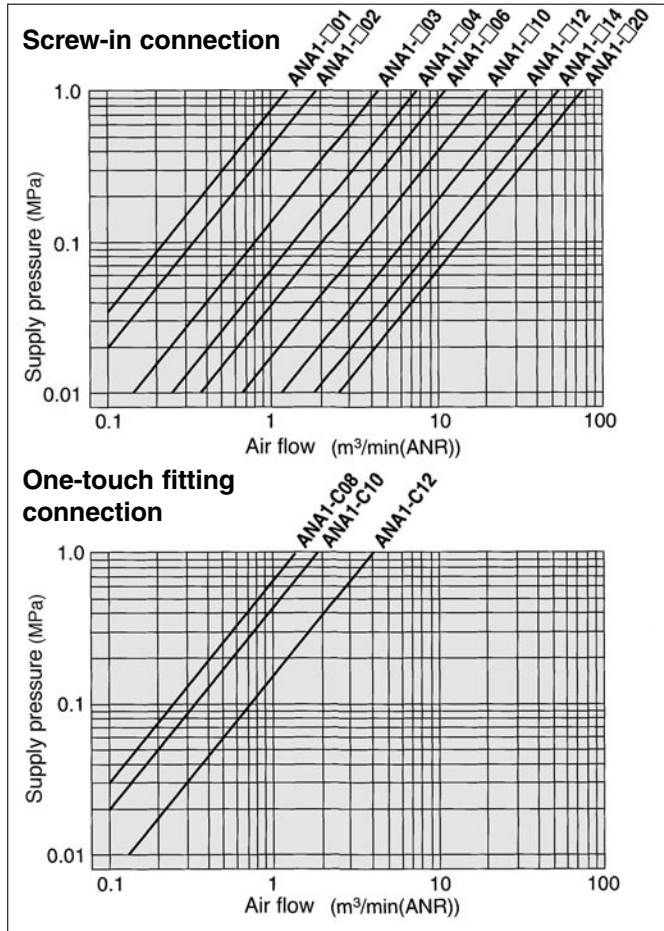
Model	One-touch fitting size	Effective area (mm ²)	Weight (g)	Dimensions (mm)	
				A	B
ANB1-C06	ø6	8	5	52	16
ANB1-C08	ø8	13	12	73	22
ANB1-C10	ø10	28	28	94	25

Construction/Dimensions

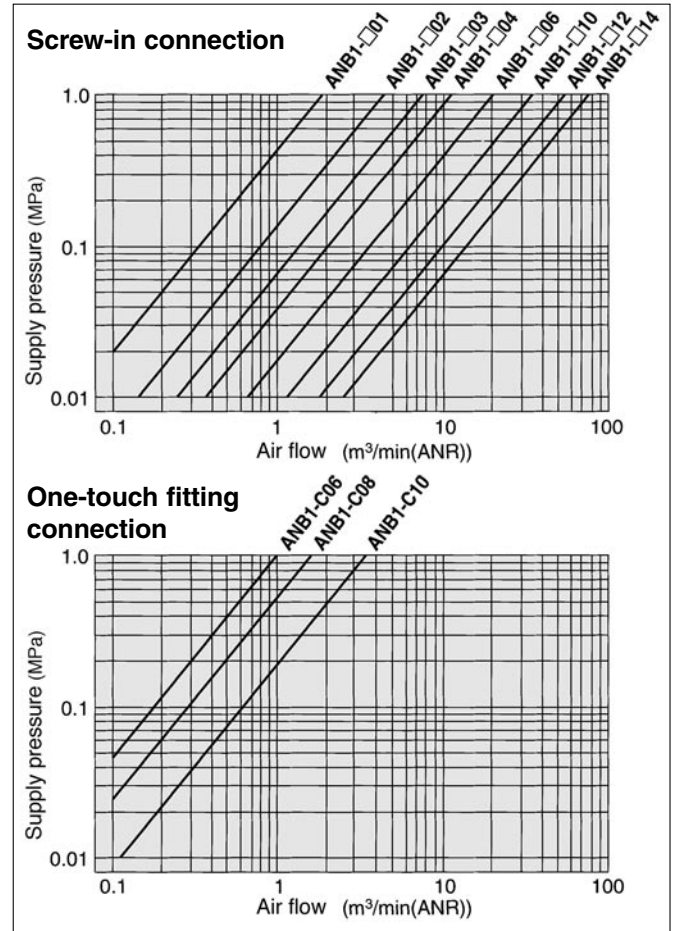
ANB1-C06 to C10



Flow Characteristics/ANA1 (Initial conditions)



Flow Characteristics/ANB1 (Initial conditions)



Noise Level (Initial conditions)

