



Figure similar

SIPLUS S7-1500 CPU 1511-1 PN TX rail based on 6ES7511-1AK02-0AB0 with conformal coating, -40...+70 °C, OT4 with ST1/2 (+85 °C for 10 minutes), heat sink, no PS usable, central processing unit without display with work memory 150 KB for program and 1 MB for data, 1st interface: PROFINET IRT with 2-port switch, 60 ns bit performance, SIMATIC Memory Card required

General information	
Product type designation	CPU 1511-1 PN
based on	<a href="#">6ES7511-1AK02-0AB0</a>
Product function	
<ul style="list-style-type: none"> <li>I&amp;M data</li> </ul>	Yes; I&M0 to I&M3
<ul style="list-style-type: none"> <li>Isochronous mode</li> </ul>	Yes; Distributed and central; with minimum OB 6x cycle of 625 µs (distributed) and 1 ms (central)
Engineering with	
<ul style="list-style-type: none"> <li>STEP 7 TIA Portal configurable/integrated from version</li> </ul>	see entry ID: 109746275
Configuration control	
via dataset	Yes
Display	
Screen diagonal [cm]	3.45 cm
Control elements	
Number of keys	8
Mode buttons	2
Supply voltage	
Rated value (DC)	24 V
permissible range, lower limit (DC)	19.2 V
permissible range, upper limit (DC)	28.8 V
Reverse polarity protection	Yes
Mains buffering	
<ul style="list-style-type: none"> <li>Mains/voltage failure stored energy time</li> </ul>	5 ms
<ul style="list-style-type: none"> <li>Repeat rate, min.</li> </ul>	1/s
Input current	
Current consumption (rated value)	0.7 A
Current consumption, max.	0.95 A
Inrush current, max.	1.9 A; Rated value
I <sup>2</sup> t	0.02 A <sup>2</sup> ·s
Power	
Infeed power to the backplane bus	10 W
Power consumption from the backplane bus (balanced)	5.5 W
Power loss	
Power loss, typ.	5.7 W
Storage	
Number of slots for SIMATIC memory card	1
SIMATIC memory card required	Yes
Work memory	

• integrated (for program)	150 kbyte
• integrated (for data)	1 Mbyte
<b>Load memory</b>	
• Plug-in (SIMATIC Memory Card), max.	32 Gbyte
<b>Backup</b>	
• maintenance-free	Yes
<b>CPU processing times</b>	
for bit operations, typ.	60 ns
for word operations, typ.	72 ns
for fixed point arithmetic, typ.	96 ns
for floating point arithmetic, typ.	384 ns
<b>CPU-blocks</b>	
Number of elements (total)	4 000; Blocks (OB, FB, FC, DB) and UDTs
<b>DB</b>	
• Number range	1 ... 60 999; subdivided into: number range that can be used by the user: 1 ... 59 999, and number range of DBs created via SFC 86: 60 000 ... 60 999
• Size, max.	1 Mbyte; For DBs with absolute addressing, the max. size is 64 KB
<b>FB</b>	
• Number range	0 ... 65 535
• Size, max.	150 kbyte
<b>FC</b>	
• Number range	0 ... 65 535
• Size, max.	150 kbyte
<b>OB</b>	
• Size, max.	150 kbyte
• Number of free cycle OBs	100
• Number of time alarm OBs	20
• Number of delay alarm OBs	20
• Number of cyclic interrupt OBs	20; With minimum OB 3x cycle of 500 µs
• Number of process alarm OBs	50
• Number of DPV1 alarm OBs	3
• Number of isochronous mode OBs	2
• Number of technology synchronous alarm OBs	2
• Number of startup OBs	100
• Number of asynchronous error OBs	4
• Number of synchronous error OBs	2
• Number of diagnostic alarm OBs	1
<b>Nesting depth</b>	
• per priority class	24
<b>Counters, timers and their retentivity</b>	
<b>S7 counter</b>	
• Number	2 048
<b>Retentivity</b>	
— can be set	Yes
<b>IEC counter</b>	
• Number	Any (only limited by the main memory)
<b>Retentivity</b>	
— can be set	Yes
<b>S7 timer</b>	
• Number	2 048
<b>Retentivity</b>	
— adjustable	Yes
<b>IEC timer</b>	
• Number	Any (only limited by the main memory)
<b>Retentivity</b>	
— can be set	Yes
<b>Data areas and their retentivity</b>	
Retentive data area (incl. timers, counters, flags), max.	128 kbyte; In total; available retentive memory for bit memories, timers, counters, DBs, and technology data (axes): 88 KB

<b>Flag</b>	
• Size, max.	16 kbyte
• Number of clock memories	8; 8 clock memory bit, grouped into one clock memory byte
<b>Data blocks</b>	
• Retentivity adjustable	Yes
• Retentivity preset	No
<b>Local data</b>	
• per priority class, max.	64 kbyte; max. 16 KB per block
<b>Address area</b>	
Number of IO modules	1 024; max. number of modules / submodules
<b>I/O address area</b>	
• Inputs	32 kbyte; All inputs are in the process image
• Outputs	32 kbyte; All outputs are in the process image
<b>per integrated IO subsystem</b>	
— Inputs (volume)	8 kbyte
— Outputs (volume)	8 kbyte
<b>per CM/CP</b>	
— Inputs (volume)	8 kbyte
— Outputs (volume)	8 kbyte
<b>Subprocess images</b>	
• Number of subprocess images, max.	32
<b>Hardware configuration</b>	
Number of distributed IO systems	32; A distributed I/O system is characterized not only by the integration of distributed I/O via PROFINET or PROFIBUS communication modules, but also by the connection of I/O via AS-i master modules or links (e.g. IE/PB-Link)
<b>Number of DP masters</b>	
• via CM	4; A maximum of 4 CMs/CPs (PROFIBUS, PROFINET, Ethernet) can be inserted in total
<b>Number of IO Controllers</b>	
• Integrated	1
• via CM	4; A maximum of 4 CMs/CPs (PROFIBUS, PROFINET, Ethernet) can be inserted in total
<b>Rack</b>	
• Modules per rack, max.	32; CPU + 31 modules; no system power supply (PS) can be used
• Number of lines, max.	1
<b>PtP CM</b>	
• Number of PtP CMs	the number of connectable PtP CMs is only limited by the number of available slots
<b>Time of day</b>	
<b>Clock</b>	
• Type	Hardware clock
• Backup time	6 wk; At 40 °C ambient temperature, typically
• Deviation per day, max.	10 s; Typ.: 2 s
<b>Operating hours counter</b>	
• Number	16
<b>Clock synchronization</b>	
• supported	Yes
• in AS, master	Yes
• in AS, device	Yes
• on Ethernet via NTP	Yes
<b>Interfaces</b>	
Number of PROFINET interfaces	1
<b>1. Interface</b>	
<b>Interface types</b>	
• RJ 45 (Ethernet)	Yes; X1
• Number of ports	2
• integrated switch	Yes
<b>Protocols</b>	
• IP protocol	Yes; IPv4
• PROFINET IO Controller	Yes

• PROFINET IO Device	Yes
• SIMATIC communication	Yes
• Open IE communication	Yes; Optionally also encrypted
• Web server	Yes
• Media redundancy	Yes
<b>PROFINET IO Controller</b>	
<b>Services</b>	
— PG/OP communication	Yes
— Isochronous mode	Yes
— Direct data exchange	Yes; Requirement: IRT and isochronous mode (MRPD optional)
— IRT	Yes
— Dynamic Frame Packing (DFP)	Yes
— PROFINergy	Yes; per user program
— Prioritized startup	Yes; Max. 32 PROFINET devices
— Number of connectable IO Devices, max.	128; In total, up to 256 distributed I/O devices can be connected via AS-i, PROFIBUS or PROFINET
— Of which IO devices with IRT, max.	64
— Number of connectable IO Devices for RT, max.	128
— of which in line, max.	128
— Number of IO Devices that can be simultaneously activated/deactivated, max.	8; in total across all interfaces
— Number of IO Devices per tool, max.	8
— Updating times	The minimum value of the update time also depends on communication share set for PROFINET IO, on the number of IO devices, and on the quantity of configured user data
<b>Update time for IRT</b>	
— for send cycle of 250 µs	250 µs to 4 ms; Note: In the case of IRT with isochronous mode, the minimum update time of 625 µs of the isochronous OB is decisive
— for send cycle of 500 µs	500 µs to 8 ms; Note: In the case of IRT with isochronous mode, the minimum update time of 625 µs of the isochronous OB is decisive
— for send cycle of 1 ms	1 ms to 16 ms
— for send cycle of 2 ms	2 ms to 32 ms
— for send cycle of 4 ms	4 ms to 64 ms
— With IRT and parameterization of "odd" send cycles	Update time = set "odd" send clock (any multiple of 125 µs: 375 µs, 625 µs ... 3 875 µs)
<b>Update time for RT</b>	
— for send cycle of 250 µs	250 µs to 128 ms
— for send cycle of 500 µs	500 µs to 256 ms
— for send cycle of 1 ms	1 ms to 512 ms
— for send cycle of 2 ms	2 ms to 512 ms
— for send cycle of 4 ms	4 ms to 512 ms
<b>PROFINET IO Device</b>	
<b>Services</b>	
— PG/OP communication	Yes
— Isochronous mode	No
— IRT	Yes
— Dynamic Frame Packing (DFP)	No
— PROFINergy	Yes; per user program
— Prioritized startup	Yes
— Shared device	Yes
— Number of IO Controllers with shared device, max.	4
— activation/deactivation of I-devices	Yes; per user program
— Asset management record	Yes; per user program
<b>Interface types</b>	
<b>RJ 45 (Ethernet)</b>	
• 100 Mbps	Yes
• Autonegotiation	Yes
• Autocrossing	Yes
• Industrial Ethernet status LED	Yes
<b>Protocols</b>	
PROFIsafe	No

<b>Number of connections</b>	
• Number of connections, max.	96; via integrated interfaces of the CPU and connected CPs / CMs
• Number of connections reserved for ES/HMI/web	10
• Number of connections via integrated interfaces	64
• Number of S7 routing paths	16
<b>Redundancy mode</b>	
• PROFINET system redundancy (S2)	No
• PROFINET system redundancy (R1)	No
• H-Sync forwarding	Yes
<b>Media redundancy</b>	
— Media redundancy	only via 1st interface (X1)
— MRP	Yes; MRP Automanager according to IEC 62439-2 Edition 2.0, MRP Manager; MRP Client
— MRP interconnection, supported	Yes; as MRP ring node according to IEC 62439-2 Edition 3.0
— MRPD	Yes; Requirement: IRT
— Switchover time on line break, typ.	200 ms; For MRP, bumpless for MRPD
— Number of stations in the ring, max.	50
<b>SIMATIC communication</b>	
• S7 routing	Yes
• S7 communication, as server	Yes
• S7 communication, as client	Yes
• User data per job, max.	See online help (S7 communication, user data size)
<b>Open IE communication</b>	
• TCP/IP	Yes
— Data length, max.	64 kbyte
— several passive connections per port, supported	Yes
• ISO-on-TCP (RFC1006)	Yes
— Data length, max.	64 kbyte
• UDP	Yes
— Data length, max.	2 kbyte; 1 472 bytes for UDP broadcast
— UDP multicast	Yes; Max. 5 multicast circuits
• DHCP	No
• SNMP	Yes
• DCP	Yes
• LLDP	Yes
<b>Web server</b>	
• HTTP	Yes; Standard and user pages
• HTTPS	Yes; Standard and user pages
<b>OPC UA</b>	
• Runtime license required	Yes; "Small" license required
• OPC UA Client	Yes
— Application authentication	Yes
— Security policies	Available security policies: None, Basic128Rsa15, Basic256Rsa15, Basic256Sha256
— User authentication	"anonymous" or by user name & password
— Number of connections, max.	4
— Number of nodes of the client interfaces, recommended max.	1 000
— Number of elements for one call of OPC-UA_NodeGetHandleList/OPC-UA_ReadList/OPC-UA_WriteList, max.	300
— Number of elements for one call of OPC-UA_NameSpaceGetIndexList, max.	20
— Number of elements for one call of OPC-UA_MethodGetHandleList, max.	100
— Number of simultaneous calls of the client instructions for session management, per connection, max.	1
— Number of simultaneous calls of the client instructions for data access, per connection, max.	5
— Number of registerable nodes, max.	5 000
— Number of registerable method calls of	100

OPC-UA-MethodCall, max.	20
— Number of inputs/outputs when calling OPC-UA-MethodCall, max.	20
• OPC UA Server	Yes; Data access (read, write, subscribe), method call, custom address space
— Application authentication	Yes
— Security policies	Available security policies: None, Basic128Rsa15, Basic256Rsa15, Basic256Sha256
— User authentication	"anonymous" or by user name & password
— GDS support (certificate management)	Yes
— Number of sessions, max.	32
— Number of accessible variables, max.	50 000
— Number of registerable nodes, max.	10 000
— Number of subscriptions per session, max.	20
— Sampling interval, min.	100 ms
— Publishing interval, min.	500 ms
— Number of server methods, max.	20
— Number of inputs/outputs per server method, max.	20
— Number of monitored items, recommended max.	1 000; for 1 s sampling interval and 1 s send interval
— Number of server interfaces, max.	10 of each "Server interfaces" / "Companion specification" type and 20 of the type "Reference namespace"
— Number of nodes for user-defined server interfaces, max.	1 000
• Alarms and Conditions	Yes
— Number of program alarms	100
— Number of alarms for system diagnostics	50
<b>Further protocols</b>	
• MODBUS	Yes; MODBUS TCP
<b>Isochronous mode</b>	
Equidistance	Yes
<b>S7 message functions</b>	
Number of login stations for message functions, max.	32
Program alarms	Yes
Number of configurable program messages, max.	5 000; Program messages are generated by the "Program_Alarm" block, ProDiag or GRAPH
Number of loadable program messages in RUN, max.	2 500
Number of simultaneously active program alarms	
• Number of program alarms	600
• Number of alarms for system diagnostics	100
• Number of alarms for motion technology objects	80
<b>Test commissioning functions</b>	
Joint commission (Team Engineering)	Yes; Parallel online access possible for up to 5 engineering systems
Status block	Yes; Up to 8 simultaneously (in total across all ES clients)
Single step	No
Number of breakpoints	8
<b>Status/control</b>	
• Status/control variable	Yes
• Variables	Inputs/outputs, memory bits, DBs, distributed I/Os, timers, counters
• Number of variables, max.	
— of which status variables, max.	200; per job
— of which control variables, max.	200; per job
<b>Forcing</b>	
• Forcing, variables	Peripheral inputs/outputs
• Number of variables, max.	200
<b>Diagnostic buffer</b>	
• present	Yes
• Number of entries, max.	1 000
— of which powerfail-proof	500
<b>Traces</b>	
• Number of configurable Traces	4; Up to 512 KB of data per trace are possible
<b>Interrupts/diagnostics/status information</b>	

Diagnostics indication LED	
• RUN/STOP LED	Yes
• ERROR LED	Yes
• MAINT LED	Yes
• STOP ACTIVE LED	Yes
• Connection display LINK TX/RX	Yes

### Supported technology objects

Motion Control	Yes; Note: The number of axes affects the cycle time of the PLC program; selection guide via the TIA Selection Tool or SIZER
• Number of available Motion Control resources for technology objects	800
• Required Motion Control resources	
— per speed-controlled axis	40
— per positioning axis	80
— per synchronous axis	160
— per external encoder	80
— per output cam	20
— per cam track	160
— per probe	40
• Positioning axis	
— Number of positioning axes at motion control cycle of 4 ms (typical value)	5
— Number of positioning axes at motion control cycle of 8 ms (typical value)	10
Controller	
• PID_Compact	Yes; Universal PID controller with integrated optimization
• PID_3Step	Yes; PID controller with integrated optimization for valves
• PID-Temp	Yes; PID controller with integrated optimization for temperature
Counting and measuring	
• High-speed counter	Yes

### Isolation

Isolation tested with	750 V DC (type test) and according to EN 50155 (routine test)
-----------------------	---

### Standards, approvals, certificates

Railway application	
• EN 50121-3-2	Yes; EMC for rail vehicles
• EN 50121-4	Yes; EMC for signal and telecommunications systems
• EN 50124-1	Yes; Railway applications - overvoltage category OV2; pollution degree PD2; rated surge voltage UNi = 0.5 kV; UNm = 24 V DC
• EN 50125-1	Yes; Rail vehicles - see ambient conditions
• EN 50125-2	Yes; Stationary electrical equipment - see ambient conditions
• EN 50125-3	Yes; Signal and telecommunications systems - see ambient conditions; vibrations and shocks: Application point outside of tracks (1 m to 3 m away from track)
• EN 50155	Yes; Rail vehicles - temperature class OT4, ST1/ST2, horizontal mounting position
• EN 61373	Yes; Rail vehicles - vibrations and shocks: Category 1 Class A/B
• Fire protection acc. to EN 45545-2	Yes; For proof of conformity, see Service & Support

### Security

PROFINET Security Class	1
-------------------------	---

### Ambient conditions

Ambient temperature during operation	
• horizontal installation, min.	-40 °C; = Tmin (incl. condensation/frost)
• horizontal installation, max.	70 °C; = Tmax; +85 °C for 10 min (OT4, ST1/ST2 acc. to EN 50155); display: 50 °C, the display is switched off at an operating temperature of typically 50 °C
• vertical installation, min.	-40 °C; = Tmin
• vertical installation, max.	40 °C; = Tmax; display: 40 °C, at an operating temperature of typically 40 °C, the display is switched off
Ambient temperature during storage/transportation	
• min.	-40 °C
• max.	70 °C
Altitude during operation relating to sea level	
• Installation altitude above sea level, max.	2 000 m





<ul style="list-style-type: none"> <li>• Ambient air temperature-barometric pressure-altitude</li> </ul>	Tmin ... Tmax at 1 140 hPa ... 795 hPa (-1 000 m ... +2 000 m)
<b>Relative humidity</b>	
<ul style="list-style-type: none"> <li>• With condensation, tested in accordance with IEC 60068-2-38, max.</li> </ul>	100 %; RH incl. condensation / frost (no commissioning in bedewed state), horizontal installation
<b>Resistance</b>	
<b>Coolants and lubricants</b>	
— Resistant to commercially available coolants and lubricants	Yes; Incl. diesel and oil droplets in the air
<b>Use in stationary industrial systems</b>	
— to biologically active substances according to EN 60721-3-3	Yes; Class 3B2 mold, fungus and dry rot spores (with the exception of fauna); Class 3B3 on request
— to chemically active substances according to EN 60721-3-3	Yes; Class 3C4 (RH < 75 %) incl. salt spray acc. to EN 60068-2-52 (severity degree 3); *
— to mechanically active substances according to EN 60721-3-3	Yes; Class 3S4 incl. sand, dust, *
<b>Use on land craft, rail vehicles and special-purpose vehicles</b>	
— to biologically active substances according to EN 60721-3-5	Yes; Class 5B2 mold, fungus and dry rot spores (with the exception of fauna); Class 5B3 on request
— to chemically active substances according to EN 60721-3-5	Yes; Class 5C3 (RH < 75 %) incl. salt spray acc. to EN 60068-2-52 (severity degree 3); *
— to mechanically active substances according to EN 60721-3-5	Yes; Class 5S3 incl. sand, dust; *
<b>Usage in industrial process technology</b>	
— Against chemically active substances acc. to EN 60654-4	Yes; Class 3 (excluding trichlorethylene)
— Environmental conditions for process, measuring and control systems acc. to ANSI/ISA-71.04	Yes; Level GX group A/B (excluding trichlorethylene; harmful gas concentrations up to the limits of EN 60721-3-3 class 3C4 permissible); level LC3 (salt spray) and level LB3 (oil)
<b>Remark</b>	
— Note regarding classification of environmental conditions acc. to EN 60721, EN 60654-4 and ANSI/ISA-71.04	* The supplied plug covers must remain in place over the unused interfaces during operation!
<b>Conformal coating</b>	
<ul style="list-style-type: none"> <li>• Coatings for printed circuit board assemblies acc. to EN 61086</li> <li>• Protection against fouling acc. to EN 60664-3</li> <li>• Electronic equipment on rolling stock acc. to EN 50155</li> <li>• Military testing according to MIL-I-46058C, Amendment 7</li> <li>• Qualification and Performance of Electrical Insulating Compound for Printed Board Assemblies according to IPC-CC-830A</li> </ul>	<p>Yes; Class 2 for high reliability</p> <p>Yes; Type 1 protection</p> <p>Yes; Class PC2 protective coating acc. to EN 50155:2017</p> <p>Yes; Discoloration of coating possible during service life</p> <p>Yes; Conformal coating, Class A</p>
<b>Configuration</b>	
<b>Programming</b>	
<b>Programming language</b>	
— LAD	Yes
— FBD	Yes
— STL	Yes
— SCL	Yes
— GRAPH	Yes
<b>Know-how protection</b>	
<ul style="list-style-type: none"> <li>• User program protection/password protection</li> <li>• Copy protection</li> <li>• Block protection</li> </ul>	<p>Yes</p> <p>Yes</p> <p>Yes</p>
<b>Access protection</b>	
<ul style="list-style-type: none"> <li>• protection of confidential configuration data</li> <li>• Password for display</li> <li>• Protection level: Write protection</li> <li>• Protection level: Read/write protection</li> <li>• Protection level: Complete protection</li> </ul>	<p>Yes</p> <p>Yes</p> <p>Yes</p> <p>Yes</p> <p>Yes</p>
<b>Cycle time monitoring</b>	
<ul style="list-style-type: none"> <li>• lower limit</li> <li>• upper limit</li> </ul>	<p>adjustable minimum cycle time</p> <p>adjustable maximum cycle time</p>
<b>Dimensions</b>	

Width	70 mm
Height	147 mm
Depth	129 mm
<b>Weights</b>	
Weight, approx.	590 g
<b>Other</b>	
Note:	for use in railway applications, also observe the product information "SIPLUS extreme RAIL" A5E37661960A, Online Support article 109736776
<b>Classifications</b>	

	Version	Classification
eClass	14	27-24-22-07
eClass	12	27-24-22-07
eClass	9.1	27-24-22-07
eClass	9	27-24-22-07
eClass	8	27-24-22-07
eClass	7.1	27-24-22-07
eClass	6	27-24-22-07
ETIM	10	EC000236
ETIM	9	EC000236
ETIM	8	EC000236
ETIM	7	EC000236
IDEA	4	3565
UNSPSC	15	32-15-17-05

**Approvals / Certificates**

**General Product Approval**

[Manufacturer Declaration](#)


[China RoHS](#)



General Product Approval	EMV	Railway
<a href="#">China RoHS</a>  		<a href="#">Confirmation</a>

last modified: 5/20/2026 